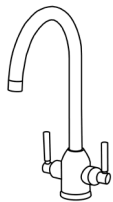
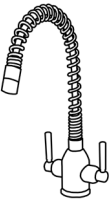
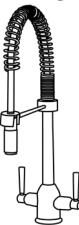
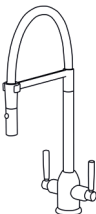
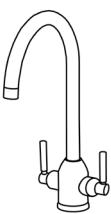
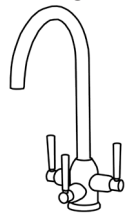




DANTE

The Dante family offers a choice of models; Dante Tri-Pure, Dante Filter, Dante Pro, Dante Noir, Dante Spiral and the original Dante. With each boasting a graceful swan neck and simple ergonomic design, all of the Dante models complement all styles of kitchen.

TAPS / DANTE

	DANTE	DANTE SPIRAL	DANTE PRO	DANTE PULL OUT	DANTE FILTER	DANTE TRI PURE
						
Finish	Chrome, Brushed Nickel	Chrome	Chrome	Chrome	Chrome, Brushed Nickel	Chrome, Brushed Nickel
Operation	Lever	Lever	Lever	Lever	Lever	Lever
Tap Height (mm)	390	350	538	477	390	390
Base Width (mm)	60	57	60	60	60	60
Spout Height (mm)	260	240	210	219	260	260
Spout Reach (mm)	220	185	188	195	220	220
Tap Flow Rating	●●●●●	●●●●	●●●●	●●●●	●●●●	●●●●
	0.2 bar - low pressure	0.5 bar - medium pressure	0.5 bar - medium pressure	0.5 bar - medium pressure	0.5 bar - medium pressure	0.2 bar - medium pressure
Weight kg (unpacked)	1.52	1.52	3.03	3.03	1.52	2.69
Weight kg (packed)	2	2	4	4	2	3
Packed Dimensions F-B (mm)	430	430	570	570	430	430
Packed Dimensions L-R (mm)	340	340	360	360	340	340
Packed Depth (mm)	70	70	80	80	70	80
Guarantee	5 years	5 years	5 years	5 years	5 years	5 years