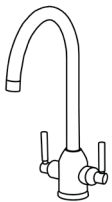
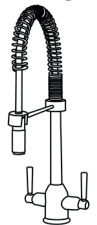
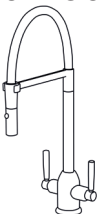
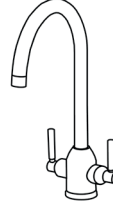
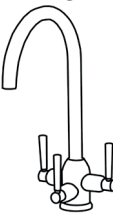




DANTE

The Dante family offers a choice of models; Dante Filter, Dante Pro, Dante Pull-Out, Dante Spiral and the original Dante. With each boasting a graceful swan neck and simple ergonomic design, all of the Dante models complement all styles of kitchen.

TAPS / DANTE

	DANTE	DANTE PRO	DANTE PULL-OUT	DANTE FILTER	DANTE TRI PURE
					
Finish	Chrome, Brushed Nickel	Chrome	Black, White, Grey, Red	Chrome, Brushed Nickel	Chrome, Brushed Nickel
Operation	Lever	Lever	Lever	Lever	Lever
Tap Height (mm)	390	538	477	390	390
Base Width (mm)	60	60	60	60	60
Spout Height (mm)	260	210	219	260	260
Spout Reach (mm)	220	188	195	220	220
Tap Flow Rating	●●●●●	●●●●	●●●●	●●●●	●●●●
	0.2 bar - low pressure	0.5 bar - medium pressure	0.5 bar - medium pressure	0.5 bar - medium pressure	0.2 bar - medium pressure
Weight kg (unpacked)	1.52	3.03	3.03	1.52	2.69
Weight kg (packed)	2	4	4	2	3
Packed Dimensions F-B (mm)	430	570	570	430	430
Packed Dimensions L-R (mm)	340	360	360	340	340
Packed Depth (mm)	70	80	80	70	80
Guarantee	5 years	5 years	5 years	5 years	5 years