



**CARRON**  
PHOENIX

The Carron Phoenix Range  
2021

DELIVERING INSPIRATION FOR YOUR KITCHEN



**CARRON**  
P H O E N I X

## WELCOME

The Carron Phoenix story began in 1759 when the Carron Iron Company was founded near the town of Falkirk in Central Scotland.

Famed for the manufacture of the iconic red telephone boxes and pillar boxes still in use throughout the UK today, the Carron Iron Company was considered to be the centre of the industrial revolution in Scotland and quickly became the largest iron works in Europe.

Moving forward more than 250 years Carron Phoenix is now one of the leading manufacturers of kitchen sinks in the UK. Our sink design philosophy means that we do not compromise between stylish good looks and practicality.

Whether Granite, Stainless Steel or Ceramic, all of our sinks are guaranteed for a lifetime, so you can be confident that they are of exceptional quality and are made to last.

To complement the perfect sink, our extensive range of taps, accessories and waste management systems, gives you an all-round solution for getting the most from your kitchen sink space. Carron Phoenix manufactures products that are beautiful to look at and excellent to work with.

Guarantees  
valid only on  
products placed  
and used in  
normal domestic  
situations.

## Guarantees

As Carron Phoenix sinks are built to the highest manufacturing standards, we are proud to offer an extensive guarantee on all of our products against manufacturing defects.

2 YEAR  
GUARANTEE

Two year guarantee  
for accessories

5 YEAR  
GUARANTEE

Five year guarantee  
for standard taps

2 YEAR  
GUARANTEE

Two year guarantee  
on instant boiling  
water taps

LIFETIME  
GUARANTEE

Lifetime guarantee for sinks

Full details of our guarantees can be found on [www.carron.com/guarantee](http://www.carron.com/guarantee)

## Contents

The story of Carron Phoenix	04
Choosing a sink and tap	06
Materials and finishes	07

<b>GRANITE SINKS</b>	<b>08</b>
Bali	10
Fiji	12
Debut	16

<b>SYNTHETIC SINKS</b>	<b>18</b>
Columba	19
Janus	20

<b>STAINLESS STEEL SINKS</b>	<b>22</b>
Vela	24
Ibis	26
Adelphi	27
Maui	30
Zeta	32
Atoll	34
Rapid	36
Onda	38
Deca Inset / Undermount	40
Zeta Undermount	43
Ibis Undermount	44
Carisma Inset / Undermount	45

<b>CERAMIC SINKS</b>	<b>46</b>
Sienna	47
Shonelle	48
Belfast	49
Carlow	51
Waterford Inset / Undermount	52

<b>TAPS</b>	<b>53</b>
Seraphina Boiling Water Tap	54
Filter Taps	55
Mixer Taps	58

<b>WASTE MANAGEMENT</b>	<b>64</b>
Carronade Elite WDU's	65
Linea Waste Sorters	66

# The story of Carron Phoenix




**CARRON**  
P H O E N I X

“ Our sink and tap collections bring together a choice of designs and materials to suit the diversity of today's kitchen styling. It's not just about good looks, it's also about what works for you. From classic to contemporary, our products combine design inspiration and practicality. ”



Carron Iron Company  
founded near Falkirk in

**1759**



Carron Iron Company  
produces first cannons

**1776**




Moving into  
Sink manufacture

*Esto  
Perpetua*

**1774**

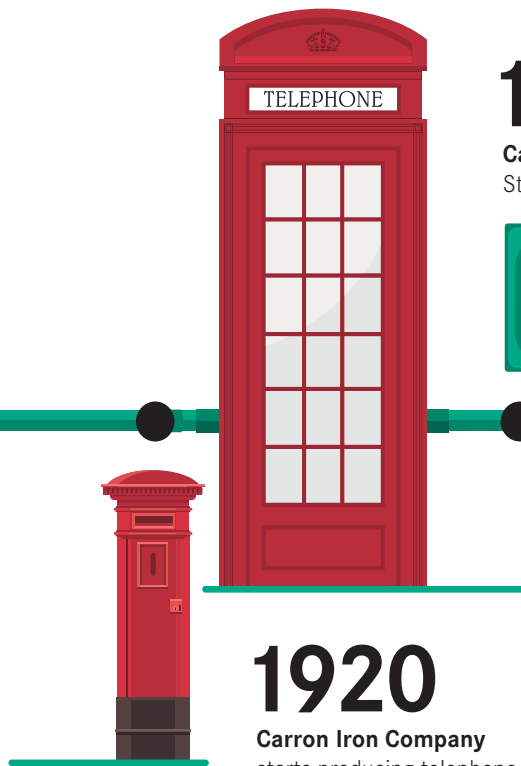
('Ever lasting')  
motto is introduced



**1814**

Carron  
becomes Europe's  
biggest Iron Works





**1920**

**Carron Iron Company**  
starts producing telephone  
and pillar boxes

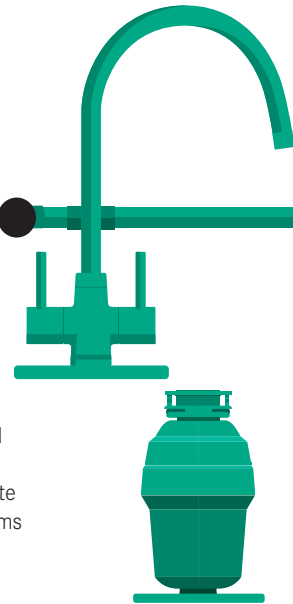
**1960**

**Carron** begins Stainless  
Steel Sink production



**1991**

**Carron Range**  
extends to Taps and  
Accessories.  
**2007** includes Waste  
Management Systems  
**2013** Introduces  
Instant Boiling  
Water Tap



## Choosing a sink

There are a number of factors to consider when choosing your kitchen sink; functionality is just as important as design, and here is a short guide to the initial decisions you will need to make before choosing the right model for you and your kitchen.



### Inset

Inset sinks are mounted from above, and the edge of the sink sits on top of the worktop. This is the most standard type of installation and can be used with all worktop types, including laminate worktops. Inset sinks generally have a drainer board and are available in a wide range of styles and materials to suit your preference.



### Undermount

When your worktop is made from a solid-surface material, such as granite, solid wood or engineered stone, you have the option of choosing an undermounted sink. This style is installed from beneath the work surface and allows for a clean minimalist look to the kitchen. Drainer grooves are often cut into the work surface to complete the elegant look.

## Sink configurations and cabinet size

Whether you prefer the larger capacity of a single bowl or the versatility offered by a one and a half bowl sink, there are options to suit. The following symbols are used throughout this brochure as a guide.



**Left hand drainer:**  
The drainer is to the left of the main bowl.



**Right hand drainer:**  
The drainer is to the right of the main bowl.



**Reversible drainer:**  
The sink has tap holes front and back to allow the sink to be fitted with the drainer to the left or the right.



**Left hand 1/2 bowl:**  
For sinks without a drainer but multiple bowls. Indicates the small bowl is to the left of the main bowl.



**Right hand 1/2 bowl:**  
For sinks without a drainer but multiple bowls. Indicates the small bowl is to the right of the main bowl.

It is essential to check the cabinet size of your kitchen to ensure that the sink will fit. Throughout the brochure, 'Min Cabinet' indicates the minimum cabinet size (measured left-to-right) required to allow the sink to fit.

## Choosing a tap

Throughout our brochure we offer a wide choice of sinks to suit all tastes. Each of these sinks is priced with a Henley tap. However, if you would like to upgrade your tap to your choice and specification, please refer to pages 53-63 for our full range.



**Perlator:** Mixes air into the flow of water to give a champagne-like flow.



## Materials and finishes

Kitchen sinks are available in a range of materials to suit your particular requirements and design preferences. Whichever material you choose, you can rest assured that your Carron Phoenix sink is manufactured to the highest standards.



### Stainless Steel

Stainless Steel available in:



Granite available in:

### Granite



Synthetic available in:

### Synthetic



### Granite

Manufactured using real granite particles, this material gives you the design flexibility to introduce colour into your sink area and offers exceptional performance for the life of your kitchen.

### Stainless Steel

An established favourite, stainless steel sinks are practical, hard-wearing and easy to clean. Available in polished, brushed or linen finishes.

### Synthetic

Using a newly-developed proprietary coating, our synthetic sinks offer excellent heat, shock and impact resistance at a value-for-money price level.

### Ceramic

Whether your kitchen design is traditional or contemporary, the lustre of a fine-fired clay ceramic sink will add a touch of elegance.



Ceramic available in:

### Ceramic



Granite is a beautifully tactile material which allows you to make a real statement in your kitchen.

The versatility of granite allows Carron Phoenix to create a range of designs which combine form and function perfectly.

## Granite

**LIFETIME  
GUARANTEE**

Each Carron Phoenix sink is supported by a **Lifetime Guarantee** against manufacturing defects.

No other kitchen sink material offers the durability and hard-wearing properties of Carron Phoenix Granite. We use real granite particles – the fourth hardest material known to man as the main component of every sink.

Scratch resistant, stain resistant, temperature resistant to 280°C and easy to clean, Carron Phoenix Granite sinks will retain their great looks for a lifetime.

When you're looking for a beautiful and hard working sink, granite is the ultimate choice. Furthermore, each Carron Phoenix sink is supported by a Lifetime Guarantee against manufacturing defects.

### YOU CAN'T SCRATCH IT

Knives and forks won't mark or score the surface.



### YOU CAN'T SCORCH IT

Even at 280°C the surface will not burn.



### YOU CAN'T STAIN IT

Carron Granite sinks are highly resistant to staining, marking and fading.



### EASY TO CLEAN

Carron Granite sinks are now 30% smoother than before and even easier to keep clean.



### SANITIZED®

Silver ions embedded in the Granite prevent 99% of bacteria multiplying.



## Choice of colours

Our granite sinks come in a choice of classic and contemporary neutrals, that offer superb design scope for combining with a wide range of work surface materials. Some of our colours contain metallic particles for a beautifully subtle, but rich appearance.



THE CARRON PHOENIX RANGE 2021

## Sanitized®

Kitchens can be a critical location for the spreading of bacteria and on unprotected materials, bacteria can multiply every twenty minutes and have a negative effect on hygiene.

The integrated Sanitized® hygiene function in each Carron Phoenix Granite sink helps to keep your sink area clean and provides your sink with lasting protection.

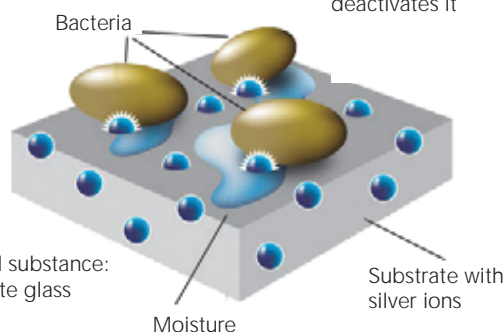
Sanitized® silver ions are embedded into our Granite offering you long-term protection. Silver is an active ingredient that prevents microbes and bacteria from multiplying and tests have proven that Carron Phoenix Granite treated with Sanitized® reduces bacteria and microbe growth by 99%.

The silver ions embedded within Carron Phoenix Granite destabilise any bacteria cell membranes, impeding their respiration and food intake as well as inhibiting cell division.

Sanitized® helps to keep the surface protected from bacteria and microbe growth after and in-between cleaning, and helps to reduce the risk of transferring bacteria and microbes from the sink surface to food or other objects. The biocidal substance locates bacteria via moisture on the surface and then deactivates it, reducing its growth and multiplication by 99%.



The silver ion locates bacteria via moisture and deactivates it





# Bali



Bali brings a superb combination of style and grace to any kitchen space following the 'less is more' rule of styling. Available in three models and complemented by a range of modern yet practical accessories. Bali offers both simplicity and functionality for any busy kitchen.

## Bali 100

Shown in Champagne  
Pack comes with Henley tap

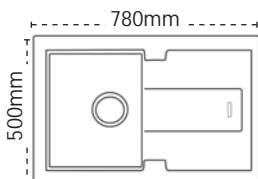


DIMENSIONS	Left to Right: 780mm Front to Back: 500mm
BOWL DIMENSIONS	Left to Right: 340mm Front to Back: 390mm
BOWL DEPTH	190mm
CUT OUT DIMENSIONS	Left to Right: 764mm Front to Back: 484mm
MINIMUM CABINET	500mm

OTHER – Suitable for WDU – Yes  
Revolution Waste included



PW - 114.0055.829 Henley tap  
CH - 114.0055.820 Chrome -  
SG - 114.0055.854 115.0254.448  
GP - 114.0055.824  
ON - 114.0159.233



### ACCESSORY PACK FOR BALI 100 RRP £65

Glass Chopping Board  
Wire Basket 1  
112.0192.497



Carron Pack Price  
RRP **£589**

Sink only  
RRP **£417**

To upgrade to your  
ideal tap choose  
from our taps range  
on pages 53-63.

## Bali 105

Shown in Onyx  
Pack comes with Henley tap

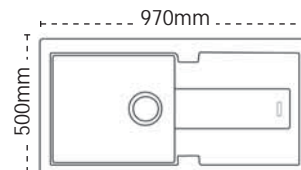


DIMENSIONS	Left to Right: 970mm Front to Back: 500mm
BOWL DIMENSIONS	Left to Right: 460mm Front to Back: 390mm
BOWL DEPTH	190mm
CUT OUT DIMENSIONS	Left to Right: 954mm Front to Back: 484mm
MINIMUM CABINET	600mm

OTHER – Suitable for WDU – Yes  
Revolution Waste included



PW - 114.0055.859 Henley tap  
CH - 114.0055.855 Chrome -  
SG - 114.0055.863 115.0254.448  
GP - 114.0055.856  
ON - 114.0159.244



### ACCESSORY PACK FOR BALI 105 RRP £82

Glass Chopping Board  
Wire Basket 2  
112.0192.501



Carron Pack Price  
RRP **£605**

Sink only  
RRP **£433**

To upgrade to your  
ideal tap choose  
from our taps range  
on pages 53-63.



Bali 150 in Graphite

# Bali 150

Shown in Polar White  
Pack comes with Henley tap



DIMENSIONS	Left to Right: 970mm Front to Back: 500mm
1ST BOWL DIMENSIONS	Left to Right: 350mm Front to Back: 390mm
2ND BOWL DIMENSIONS	Left to Right: 160mm Front to Back: 320mm
BOWL DEPTH	190mm /120mm
CUT OUT DIMENSIONS	Left to Right: 954mm Front to Back: 484mm
MINIMUM CABINET	600mm

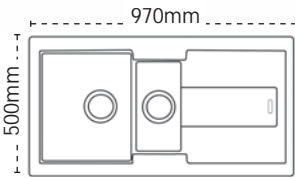
OTHER – Suitable for WDU – In main bowl only  
Revolution Waste included

## ACCESSORY PACK FOR BALI 150

RRP **£150**

Glass Chopping Board  
Wire Basket 1  
Strainer Bowl

112.0067.976



## ACCESSORIES AVAILABLE



Glass Chopping Board



Wire Basket 1



Strainer bowl

Carron Pack Price  
RRP **£643**  
Sink only  
RRP **£471**

To upgrade to your ideal tap choose from our taps range on pages 53-63.



PW - 114.0055.862  
CH - 114.0055.860  
SG - 114.0055.865  
GP - 114.0055.861  
ON - 114.0159.252  
Henley tap  
Chrome -  
115.0254.448





Fiji 100 in Stone Grey

# Fiji



13

Fiji opens up the design potential for undermounting granite sinks into a wide range of work surface materials. With its choice of beautifully neutral tones and contemporary shades, Fiji offers an appealing and high performance alternative to stainless steel.

## Fiji 90

Shown in Polar White

Pack comes with  
Henley tap

## Fiji 100

Shown in Onyx

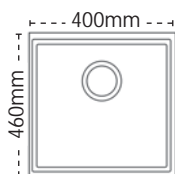
Pack comes with  
Henley tap

DIMENSIONS	Left to Right: 400mm Front to Back: 460mm
BOWL DIMENSIONS	Left to Right: 345mm Front to Back: 410mm
BOWL DEPTH	205mm
CUT OUT DIMENSIONS	Use template
MINIMUM CABINET	500mm

OTHER – Suitable for WDU – Yes  
Revolution Waste included

PW CH ON SG

PW - 125.0077.469    Henley tap  
CH - 125.0077.464    Chrome -  
ON - 125.0159.379    115.0254.448  
SG - 125.0077.470



### ACCESSORY PACK FOR FIJI 90 RRP £65

Glass Chopping Board  
Wire Basket 1

See page 14  
112.0192.497

Carron Pack Price  
RRP £560

Sink only  
RRP £388

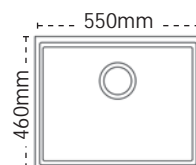
To upgrade to your  
ideal tap choose  
from our taps range  
on pages 53-63.

DIMENSIONS	Left to Right: 550mm Front to Back: 460mm
BOWL DIMENSIONS	Left to Right: 504mm Front to Back: 390mm
BOWL DEPTH	205mm
CUT OUT DIMENSIONS	Use template
MINIMUM CABINET	600mm

OTHER – Suitable for WDU – Yes  
Revolution Waste included

PW CH ON SG

PW - 125.0074.546    Henley tap  
CH - 125.0074.541    Chrome -  
ON - 125.0159.561    115.0254.448  
SG - 125.0074.548



### ACCESSORY PACK FOR FIJI 100 RRP £82

Glass Chopping Board  
Wire Basket 2

See page 14  
112.0192.501

Carron Pack Price  
RRP £577

Sink only  
RRP £405

To upgrade to your  
ideal tap choose  
from our taps range  
on pages 53-63.



Fiji 150 in Polar White



## Fiji 150

Shown in Onyx

Pack comes with Henley tap



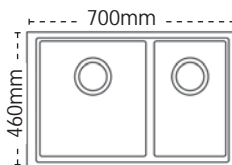
DIMENSIONS	Left to Right: 700mm Front to Back: 460mm
1ST BOWL DIMENSIONS	Left to Right: 355mm Front to Back: 390mm
2ND BOWL DIMENSIONS	Left to Right: 233mm Front to Back: 390mm
BOWL DEPTH	205mm/178mm
CUT OUT DIMENSIONS	Use template
MINIMUM CABINET	800mm

OTHER – Suitable for WDU – In main bowl only  
Revolution Waste included



PW - 125.0074.532  
CH - 125.0074.530  
ON - 125.0159.320  
SG - 125.0074.534

Henley tap  
Chrome -  
115.0254.448



### ACCESSORY PACK FOR FIJI 150 RRP £65

Glass Chopping Board  
Wire Basket 1  
112.0192.497

Carron Pack Price

RRP **£674**

Sink only

RRP **£502**

**To upgrade to your ideal tap** choose from our taps range on pages 53-63.

### ACCESSORIES AVAILABLE



Glass Chopping Board



Wire Basket 1



Wire Basket 2

Fiji

15

## Fiji 150-16

Shown in Onyx

Pack comes with  
Henley tap

DIMENSIONS	Left to Right: 558mm Front to Back: 460mm
1ST BOWL DIMENSIONS	Left to Right: 340mm Front to Back: 400mm
2ND BOWL DIMENSIONS	Left to Right: 160mm Front to Back: 400mm
BOWL DEPTH	200mm/130mm
CUT OUT DIMENSIONS	Use template
MINIMUM CABINET	600mm

OTHER – Suitable for WDU – Yes  
Revolution Waste includedACCESSORY  
PACK FOR  
FIJI 150-16  
RRP **£34**

Wire Basket 1

See page 14

112.0018.988

Please note: this sink  
does not have a ledge.

## Fiji 200

Shown in Stone Grey

Pack comes  
with Henley tap

DIMENSIONS	Left to Right: 802mm Front to Back: 460mm
1ST BOWL DIMENSIONS	Left to Right: 345mm Front to Back: 390mm
2ND BOWL DIMENSIONS	Left to Right: 345mm Front to Back: 390mm
BOWL DEPTH	205mm/205mm
CUT OUT DIMENSIONS	Use template
MINIMUM CABINET	1000mm

OTHER – Suitable for WDU – Yes  
Revolution Waste includedPair this  
sink in Stone Grey  
with our matching  
Reno tap.  
See page 60.ACCESSORY  
PACK FOR  
FIJI 200  
RRP **£65**Glass Chopping Board  
Wire Basket 1

See page 14

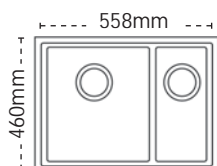
112.0192.497

THE CARRON PHOENIX RANGE 2021



PW - 125.0435.708  
CH - 125.0435.705  
ON - 125.0435.709  
SG - 125.0521.960

Henley tap  
Chrome -  
115.0254.448



Carron Pack Price

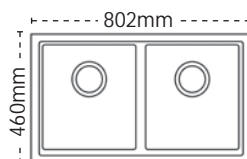
RRP **£643**

Sink only

RRP **£471**To upgrade to your  
ideal tap choose  
from our taps range  
on pages 53-63.

PW - 125.0074.917  
CH - 125.0077.436  
ON - 125.0159.339  
SG - 125.0074.539

Henley tap  
Chrome -  
115.0254.448



Carron Pack Price

RRP **£763**

Sink only

RRP **£591**To upgrade to your  
ideal tap choose  
from our taps range  
on pages 53-63.



# Debut

16

Our Debut range offers a modern touch to a classic design, with soft drainer grooves and gentle corners, this sink offers a great deal of functionality. Available in three models and each complemented by a range of accessories, Debut is a hard-working addition to your kitchen.



DIMENSIONS	Left to Right: 780mm Front to Back: 500mm
BOWL DIMENSIONS	Left to Right: 340mm Front to Back: 420mm
BOWL DEPTH	200mm
CUT OUT DIMENSIONS	Left to Right: 764mm Front to Back: 484mm
MINIMUM CABINET	500mm

OTHER – Suitable for WDU – Yes  
 Standard Waste included

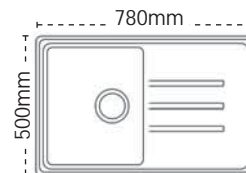
PW CH SG ON

**ACCESSORY PACK  
 FOR DEBUT 100  
 RRP £65**

Bamboo  
 Chopping Board  
 Wire Basket  
 See Debut 150  
 112.0255.465

PW - 114.0201.152  
 CH - 114.0201.150  
 SG - 114.0252.361  
 ON - 114.0252.349

Henley tap  
 Chrome -  
 115.0254.448



Carron Pack Price

**RRP £537**

Sink only

**RRP £365**

**To upgrade to your  
 ideal tap** choose  
 from our taps range  
 on pages 53-63.

## Debut 105

Shown in Champagne

Pack comes with  
Henley tap



## Debut 150

Shown in Onyx

Pack comes with  
Henley tap



Try pairing our  
Onyx coloured  
sinks with the  
Rosolina Matt  
Black taps!  
See pages 59/60.

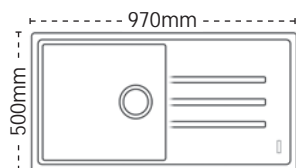


DIMENSIONS	Left to Right: 970mm Front to Back: 500mm
1ST BOWL DIMENSIONS	Left to Right: 450mm Front to Back: 420mm
BOWL DEPTH	200mm
CUT OUT DIMENSIONS	Left to Right: 954mm Front to Back: 484mm
MINIMUM CABINET	600mm

OTHER – Suitable for WDU – Yes  
Standard Waste included



PW - 114.0288.187 Henley tap  
CH - 114.0288.191 Chrome -  
SG - 114.0288.192 115.0254.448  
ON - 114.0288.193



### ACCESSORY PACK FOR DEBUT 105 RRP £65

Bamboo  
Chopping Board  
Wire Basket

See Debut 150  
112.0255.465

Carron Pack Price

RRP £552

Sink only  
RRP £380

To upgrade to your  
ideal tap choose  
from our taps range  
on pages 53-63.



DIMENSIONS	Left to Right: 970mm Front to Back: 500mm
1ST BOWL DIMENSIONS	Left to Right: 340mm Front to Back: 420mm
2ND BOWL DIMENSIONS	Left to Right: 150mm Front to Back: 290mm
BOWL DEPTH	200mm / 100mm
CUT OUT DIMENSIONS	Left to Right: 954mm Front to Back: 484mm
MINIMUM CABINET	600mm

OTHER – Suitable for WDU – Yes  
Standard Waste included



PW - 114.0201.155 Henley tap  
CH - 114.0201.153 Chrome -  
SG - 114.0252.436 115.0254.448  
ON - 114.0252.432

### ACCESSORIES AVAILABLE



Wire Basket



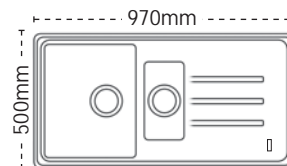
Strainer Bowl



Bamboo Chopping Board

### ACCESSORY PACK FOR DEBUT 150 RRP £113

Bamboo Chopping Board  
Wire Basket  
Strainer Bowl  
112.0255.467




Carron Pack Price

RRP £563

Sink only  
RRP £391

To upgrade to your  
ideal tap choose  
from our taps range  
on pages 53-63.



Using a newly developed proprietary coating, our synthetic sinks offer excellent heat, shock and impact resistance and offer exceptional value for money.

## Synthetic



Each Carron Phoenix sink is supported by a **Lifetime Guarantee** against manufacturing defects.

The Carron Phoenix synthetic sinks are available in a choice of two colours to suit your kitchen design.



ARCTIC WHITE



GRAPHITE



# Columba

Columba sinks are manufactured from a hard-wearing synthetic material and designed to suit the modern kitchen environment.

## Columba 100

Shown in Graphite

Pack comes with Henley tap



DIMENSIONS	Left to Right: 970mm Front to Back: 500mm
BOWL DIMENSIONS	Left to Right: 490mm Front to Back: 430mm
BOWL DEPTH	200mm
CUT OUT DIMENSIONS	Left to Right: 950mm Front to Back: 480mm
MINIMUM CABINET	600mm

OTHER – Suitable for WDU – Yes  
Standard Waste Included

## Columba 150

Shown in Graphite

Pack comes with Henley tap



DIMENSIONS	Left to Right: 970mm Front to Back: 500mm
1ST BOWL DIMENSIONS	Left to Right: 360mm Front to Back: 430mm
2ND BOWL DIMENSIONS	Left to Right: 145mm Front to Back: 300mm
BOWL DEPTH	200mm/130mm
CUT OUT DIMENSIONS	Left to Right: 950mm Front to Back: 480mm
MINIMUM CABINET	600mm

OTHER – Suitable for WDU – Yes  
Standard Waste Included

AW GP

AW - 114.0396.134 Henley tap  
GP - 114.0396.152 Chrome -  
115.0254.448

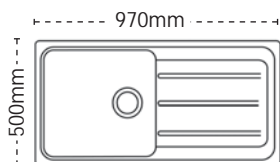
Carron Pack Price

**RRP £366**

Sink only

**RRP £194**

To upgrade to your ideal tap choose from our taps range on pages 53-63.



AW GP

AW - 114.0396.153 Henley tap  
GP - 114.0396.154 Chrome -  
115.0254.448

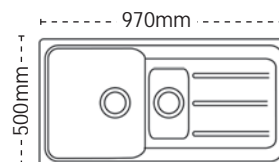
Carron Pack Price

**RRP £391**

Sink only

**RRP £219**

To upgrade to your ideal tap choose from our taps range on pages 53-63.



# Janus

20

The Janus range of synthetic sinks offer great value and have a durable coating ensuring it is a hardworking sink; available in either Arctic White or Graphite colour options.

## Janus 100

Shown in Arctic White  
 Pack comes with  
 Henley tap



DIMENSIONS	Left to Right: 970mm Front to Back: 500mm
BOWL DIMENSIONS	Left to Right: 450mm Front to Back: 420mm
BOWL DEPTH	200mm
CUT OUT DIMENSIONS	Left to Right: 950mm Front to Back: 480mm
MINIMUM CABINET	600mm

OTHER – Suitable for WDU – Yes  
 Standard Waste included

AW GP

AW - 114.0308.256 Henley tap  
 GP - 114.0308.260 Chrome -  
 115.0254.448

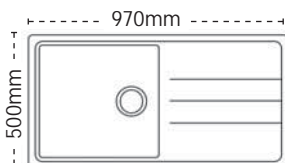
Carron Pack Price

**RRP £357**

Sink only

**RRP £185**

To upgrade to your  
 ideal tap choose  
 from our taps range  
 on pages 53-63.



## Janus 150

Shown in Graphite  
 Pack comes with  
 Henley tap



DIMENSIONS	Left to Right: 970mm Front to Back: 500mm
1ST BOWL DIMENSIONS	Left to Right: 340mm Front to Back: 420mm
2ND BOWL DIMENSIONS	Left to Right: 150mm Front to Back: 290mm
BOWL DEPTH	200mm/100mm
CUT OUT DIMENSIONS	Left to Right: 950mm Front to Back: 480mm
MINIMUM CABINET	600mm

OTHER – Suitable for WDU – In main bowl only  
 Standard Waste included

AW GP

AW - 114.0308.263 Henley tap  
 GP - 114.0308.264 Chrome -  
 115.0254.448

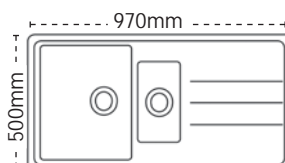
Carron Pack Price

**RRP £382**

Sink only

**RRP £210**

To upgrade to your  
 ideal tap choose  
 from our taps range  
 on pages 53-63.





Janus 100

Stainless Steel is the professional's favourite. You can wash and buff it and over time it will develop a beautiful patina.

Even with years of rigorous use, stainless steel maintains the good looks that have made this material such a popular choice.

## Stainless Steel



Each Carron Phoenix sink is supported by a Lifetime Guarantee against manufacturing defects.

All of our sinks are made from high quality stainless steel, ensuring their lasting quality and performance.

Practical, stylish and always of the highest quality, it's easy to find the right design for your kitchen within our extensive range of stainless steel sinks.

Finishes available:



**POLISHED**



**BRUSHED**



**LINEN**





Ibis 150U with Flora tap



# Vela

The ultimate stainless steel sink for the modern kitchen, Vela combines sharp 10mm bowl corner radii with precise edges on the drainer to offer a minimalist and flushmount appearance. Each Vela model can be installed either as an inset or undermount.

## Vela 100

Pack comes with Henley tap



DIMENSIONS	Left to Right: 880mm Front to Back: 510mm
BOWL DIMENSIONS	Left to Right: 357mm Front to Back: 410mm
BOWL DEPTH	200mm
CUT OUT DIMENSIONS	Left to Right: 864mm Front to Back: 494mm
MINIMUM CABINET	500mm

OTHER – Suitable for WDU – Yes  
Revolution Waste included



LHD - 101.0158.011 Henley tap  
RHD - 101.0158.041 Chrome -  
115.0254.448

### ACCESSORY PACK FOR VELA 100 – RRP £66

Bamboo Chopping Board  
Wire Basket  
112.0167.958

### ACCESSORIES AVAILABLE



Bamboo Chopping Board



Wire Basket

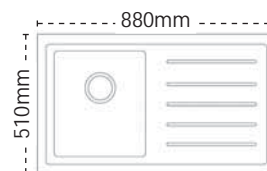
Carron Pack Price

**RRP £755**

Sink only

**RRP £583**

**To upgrade to your ideal tap** choose from our taps range on pages 53-63.





Vela 150

## Vela 150

Pack comes with Henley tap



DIMENSIONS	Left to Right: 1025mm Front to Back: 510mm
1ST BOWL DIMENSIONS	Left to Right: 357mm Front to Back: 410mm
2ND BOWL DIMENSIONS	Left to Right: 157mm Front to Back: 345mm
BOWL DEPTH	200mm/140mm
CUT OUT DIMENSIONS	Left to Right: 1009mm Front to Back: 494mm
MINIMUM CABINET	600mm

OTHER – Suitable for WDU – In main bowl only  
Revolution Waste included

### ACCESSORY PACK FOR VELA 150 – RRP £151

Bamboo Chopping Board  
Wire Basket  
Strainer Bowl  
112.0167.959



LHD - 101.0158.043  
RHD - 101.0158.044

Henley tap  
Chrome -  
115.0254.448

### ACCESSORIES AVAILABLE



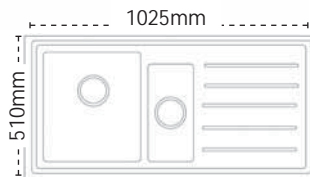
Bamboo Chopping Board



Wire Basket



Strainer Bowl



Carron Pack Price  
**RRP £898**

Sink only  
**RRP £726**

To upgrade to your  
ideal tap choose  
from our taps range  
on pages 53-63.



# Ibis

The appeal of Ibis lies in its absolute simplicity. The inset models have low-profile edges, giving an almost seamless finish with the work surface. Clean lines and contemporary styling are echoed throughout the Ibis range, from the drainer pattern to the ergonomic bowl options that are deeper than the average sink.

## Ibis 100

Pack comes with Henley tap



DIMENSIONS	Left to Right: 1030mm Front to Back: 510mm
BOWL DIMENSIONS	Left to Right: 450mm Front to Back: 420mm
BOWL DEPTH	200mm
CUT OUT DIMENSIONS	Left to Right: 1014mm Front to Back: 494mm
MINIMUM CABINET	600mm

OTHER – Suitable for WDU – Yes  
Revolution Waste included

### ACCESSORY PACK FOR IBIS 100 RRP **£80**

Bamboo Chopping Board

Wire Basket

See below

112.0067.984

## Ibis 150

Pack comes with Henley tap



DIMENSIONS	Left to Right: 1030mm Front to Back: 510mm
1ST BOWL DIMENSIONS	Left to Right: 360mm Front to Back: 420mm
2ND BOWL DIMENSIONS	Left to Right: 170mm Front to Back: 320mm
BOWL DEPTH	200mm/130mm
CUT OUT DIMENSIONS	Left to Right: 1014mm Front to Back: 494mm
MINIMUM CABINET	600mm

OTHER – Suitable for WDU – Yes  
Revolution Waste included

### ACCESSORY PACK FOR IBIS 150 RRP **£118**

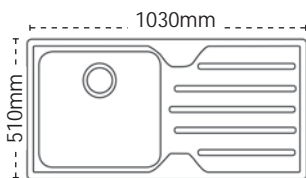
Bamboo Chopping Board

Wire Basket

Strainer Bowl

112.0073.193

P LHD - 101.0155.229 Henley tap  
RHD - 101.0154.519 Chrome -  
115.0254.448



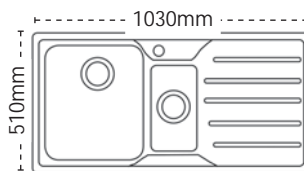
Carron Pack Price  
RRP **£532**

Sink only

RRP **£360**

To upgrade to your  
ideal tap choose  
from our taps range  
on pages 53-63.

P LHD - 101.0042.891 Henley tap  
RHD - 101.0042.910 Chrome -  
115.0254.448



Carron Pack Price  
RRP **£610**

Sink only

RRP **£438**

To upgrade to your  
ideal tap choose  
from our taps range  
on pages 53-63.

### ACCESSORIES AVAILABLE



Bamboo Chopping Board

Wire Basket

Strainer Bowl

# Adelphi

Boasting an ultra-slim, flush-fit edge profile, Adelphi is a sink that melts almost seamlessly into your work surface, offering an impeccably minimalist appearance. Whether you choose the single or 1.5 bowl option, Adelphi's contemporary and sleek design will remain stylish for years to come.

## Adelphi 100

Pack comes with  
Henley tap



DIMENSIONS	Left to Right: 940mm Front to Back: 510mm
BOWL DIMENSIONS	Left to Right: 360mm Front to Back: 420mm
BOWL DEPTH	200mm
CUT OUT DIMENSIONS	Left to Right: 924mm Front to Back: 494mm
MINIMUM CABINET	500mm

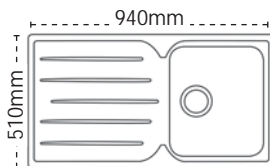
OTHER – Suitable for WDU – Yes  
Revolution Waste included

P 100 - 127.0285.738

Henley tap  
Chrome -  
115.0254.448

## ACCESSORY PACK FOR ADELPHI 100 – RRP £80

Bamboo Chopping Board  
Wire Basket  
112.0067.984



Carron Pack Price

**RRP £488**

Sink only

**RRP £316**

To upgrade to your  
**ideal tap** choose  
from our taps range  
on pages 53-63.

## ACCESSORIES AVAILABLE



Bamboo Chopping Board



Wire Basket



Adelphi 150 with Seraphina tap

## Adelphi 150

Pack comes with Henley tap

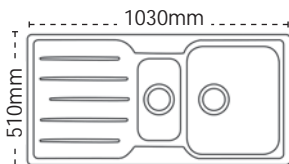


DIMENSIONS	Left to Right: 1030mm Front to Back: 510mm
1ST BOWL DIMENSIONS	Left to Right: 360mm Front to Back: 420mm
2ND BOWL DIMENSIONS	Left to Right: 170mm Front to Back: 320mm
BOWL DEPTH	200mm / 130mm
CUT OUT DIMENSIONS	Left to Right: 1014mm Front to Back: 494mm
MINIMUM CABINET	600mm

OTHER – Suitable for WDU – In main bowl only  
Revolution Waste included

P 150 - 127.0285.739

Henley tap  
Chrome -  
115.0254.448



### ACCESSORY PACK FOR ADELPHI 150 – RRP £118

Bamboo Chopping Board  
Wire Basket  
Strainer Bowl  
112.0073.193

### ACCESSORIES AVAILABLE



Bamboo Chopping Board



Wire Basket



Strainer Bowl

Carron Pack Price

**RRP £553**

Sink only

**RRP £381**

To upgrade to your  
ideal tap choose  
from our taps range  
on pages 53-63.



Adelphi 150 with Seraphina Boiling Water tap

# Maui

The Maui range succeeds in combining soft organic design with precise and contemporary angles. Maui is perfect if you want to make a unique design statement, whilst maintaining the best of Carron Phoenix practicality.

## Maui 90

Pack comes with Henley tap



## Maui 150

Pack comes with Henley tap



DIMENSIONS	Left to Right: 900mm Front to Back: 500mm
BOWL DIMENSIONS	Left to Right: 370mm Front to Back: 400mm
BOWL DEPTH	200mm
CUT OUT DIMENSIONS	Left to Right: 884mm Front to Back: 484mm
MINIMUM CABINET	500mm

OTHER – Suitable for WDU – Yes  
Revolution Waste included

P

LHD - 101.0155.116 Henley tap  
RHD - 101.0155.119 Chrome -  
115.0254.448

### ACCESSORY PACK FOR MAUI 90

RRP £59

Glass Chopping Board  
Wire Basket

112.0171.042



Glass Chopping Board

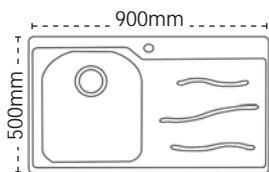


Wire Basket

Carron Pack Price  
RRP £433

Sink only  
RRP £261

To upgrade to your  
ideal tap choose  
from our taps range  
on pages 53-63.



DIMENSIONS	Left to Right: 1030mm Front to Back: 500mm
1ST BOWL DIMENSIONS	Left to Right: 370mm Front to Back: 400mm
2ND BOWL DIMENSIONS	Left to Right: 160mm Front to Back: 360mm
BOWL DEPTH	200mm/130mm
CUT OUT DIMENSIONS	Left to Right: 1014mm Front to Back: 484mm
MINIMUM CABINET	600mm

OTHER – Suitable for WDU – In main bowl only  
Revolution Waste included

P

LHD - 101.0155.121 Henley tap  
RHD - 101.0155.124 Chrome -  
115.0254.448

### ACCESSORY PACK FOR MAUI 150

RRP £116

Glass Chopping Board  
Wire Basket

Strainer Bowl

112.0171.046



Glass Chopping Board



Wire Basket

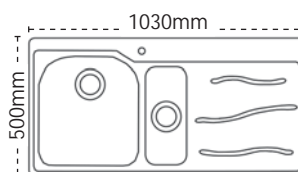


Strainer Bowl

Carron Pack Price  
RRP £528

Sink only  
RRP £356

To upgrade to your  
ideal tap choose  
from our taps range  
on pages 53-63.







# Zeta

Zeta's modern design combines straight lines with soft curves and the low profile perimeter gives added design appeal. Available in three inset models, Zeta is user-friendly with spacious bowls and practical accessories.

## Zeta 90

Pack comes with Henley tap



DIMENSIONS	Left to Right: 940mm Front to Back: 510mm
BOWL DIMENSIONS	Left to Right: 360mm Front to Back: 420mm
BOWL DEPTH	180mm
CUT OUT DIMENSIONS	Left to Right: 924mm Front to Back: 494mm
MINIMUM CABINET	500mm

OTHER – Suitable for WDU – Yes  
Standard Waste included

P 101.0153.943

Henley tap  
Chrome -  
115.0254.448

### ACCESSORY PACK FOR ZETA 90

RRP **£75**

Zeta Chopping Board

Wire Basket

112.0068.194

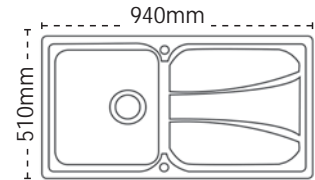
### ACCESSORIES AVAILABLE



Zeta Chopping  
Board



Wire Basket



CHROME

Carron Pack Price

RRP **£415**

Sink only

RRP **£243**



## Zeta 100

Pack comes with  
Henley tap



DIMENSIONS	Left to Right: 1030mm Front to Back: 510mm
BOWL DIMENSIONS	Left to Right: 450mm Front to Back: 420mm
BOWL DEPTH	180mm
CUT OUT DIMENSIONS	Left to Right: 1014mm Front to Back: 494mm
MINIMUM CABINET	600mm

OTHER – Suitable for WDU – Yes  
Standard Waste included

P 101.0043.154  
Henley tap  
Chrome -  
115.0254.448

### ACCESSORY PACK FOR ZETA 100

RRP **£75**

Zeta Chopping Board  
Wire Basket

112.0068.194



Zeta Chopping Board

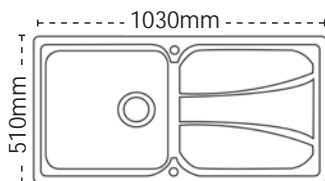


Wire Basket

Carron Pack Price  
RRP **£430**

Sink only  
RRP **£258**

To upgrade to your  
ideal tap choose  
from our taps range  
on pages 53-63.



## Zeta 150

Pack comes with  
Henley tap



DIMENSIONS	Left to Right: 1030mm Front to Back: 510mm
1ST BOWL DIMENSIONS	Left to Right: 360mm Front to Back: 420mm
2ND BOWL DIMENSIONS	Left to Right: 170mm Front to Back: 320mm
BOWL DEPTH	180mm/130mm
CUT OUT DIMENSIONS	Left to Right: 1014mm Front to Back: 494mm
MINIMUM CABINET	600mm

OTHER  
Suitable for WDU – In main bowl only  
Standard Waste included

P 101.0153.952  
Henley tap  
Chrome -  
115.0254.448

### ACCESSORY PACK FOR ZETA 150

RRP **£113**

Zeta Chopping Board  
Wire Basket  
Strainer Bowl

112.0068.218



Zeta Chopping Board

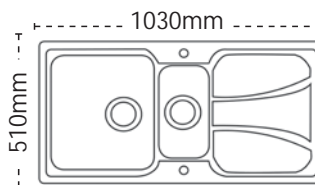


Wire Basket Strainer Bowl

Carron Pack Price  
RRP **£536**

Sink only  
RRP **£364**

To upgrade to your  
ideal tap choose  
from our taps range  
on pages 53-63.



# Atoll

The Atoll stainless steel inset sinks are appealing to all kitchen types. With their generously large bowls and crisp drainer grooves, these sinks are both stylish and practical at the same time!

## Atoll 90

Pack comes with Henley tap



## Atoll 150

Pack comes with Henley tap

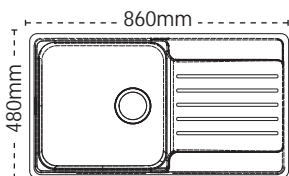


DIMENSIONS	Left to Right: 860mm Front to Back: 480mm
BOWL DIMENSIONS	Left to Right: 420mm Front to Back: 415mm
BOWL DEPTH	200mm
CUT OUT DIMENSIONS	Left to Right: 837mm Front to Back: 457mm
MINIMUM CABINET	600mm

OTHER – Suitable for WDU – Yes  
Revolution Waste included

P

LHD - 127.0576.501 Henley tap  
RHD - 127.0576.502 Chrome -  
115.0254.448



### ACCESSORY PACK FOR ATOLL 90

RRP **£66**

Bamboo Chopping  
Board  
Wire Basket  
112.0581.196



Bamboo  
Chopping Board



Wire Basket

Carron Pack Price  
RRP **£383**

Sink only  
RRP **£211**

To upgrade to your  
ideal tap choose  
from our taps range  
on pages 53-63.

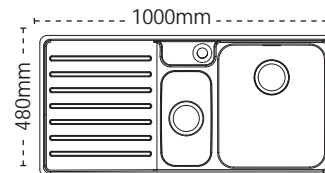


DIMENSIONS	Left to Right: 1000mm Front to Back: 480mm
1ST BOWL DIMENSIONS	Left to Right: 360mm Front to Back: 415mm
2ND BOWL DIMENSIONS	Left to Right: 170mm Front to Back: 320mm
BOWL DEPTH	180mm/130mm
CUT OUT DIMENSIONS	Left to Right: 977mm Front to Back: 457mm
MINIMUM CABINET	600mm

OTHER – Suitable for WDU – In main bowl only  
Revolution Waste included

P

LHD - 127.0576.503 Henley tap  
RHD - 127.0576.504 Chrome -  
115.0254.448



### ACCESSORY PACK FOR ATOLL 150

RRP **£66**

Bamboo Chopping  
Board  
Wire Basket  
112.0581.196



Bamboo  
Chopping Board



Wire Basket

Carron Pack Price  
RRP **£435**

Sink only  
RRP **£263**

To upgrade to your  
ideal tap choose  
from our taps range  
on pages 53-63.



Atoll 150 with Sift Filter tap

# Rapid

Our Rapid range offers classic curves and a modern appearance. Now available in chrome or linen finish. Each of the two models is complemented by a range of accessories, allowing you to make the most of your sink space.

## Rapid 90

Pack comes with Henley tap



## Rapid 150

Pack comes with Henley tap



### DIMENSIONS

Left to Right: 860mm  
Front to Back: 500mm

### BOWL DIMENSIONS

Left to Right: 340mm  
Front to Back: 400mm

### BOWL DEPTH

190mm

### CUT OUT DIMENSIONS

Left to Right: 840mm  
Front to Back: 480mm

### MINIMUM CABINET

500mm

OTHER – Suitable for WDU – Yes  
Standard Waste included

B

101.0495.180

Henley tap

Chrome -

L

101.0589.864

115.0254.448

### ACCESSORY PACK FOR RAPID 90 RRP £58

Bamboo Chopping Board

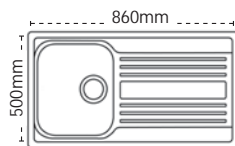
Wire Basket  
112.0187.220



Bamboo Chopping Board



Wire Basket



CHROME

LINEN

Carron Pack Price  
**RRP £339**

Sink only

**RRP £167**

Carron Pack Price  
**RRP £361**

Sink only

**RRP £189**

To upgrade to your ideal tap choose from our taps range on pages 53-63.



### DIMENSIONS

Left to Right: 1000mm  
Front to Back: 500mm

### BOWL DIMENSIONS

Left to Right: 410mm  
Front to Back: 400mm

### 2ND BOWL DIMENSIONS

Left to Right: 160mm  
Front to Back: 300mm

### BOWL DEPTH

190mm/120mm

### CUT OUT DIMENSIONS

Left to Right: 980mm  
Front to Back: 480mm

### MINIMUM CABINET

600mm

OTHER – Suitable for WDU – Yes  
Standard Waste included

B

101.0495.211

Henley tap

Chrome -

L

101.0589.865

115.0254.448

### ACCESSORY PACK FOR RAPID 150 RRP £80

Bamboo Chopping Board

Wire Basket

Strainer Bowl

112.0187.232



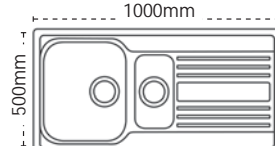
Bamboo Chopping Board



Wire Basket



Strainer Bowl



CHROME

LINEN

Carron Pack Price  
**RRP £409**

Sink only

**RRP £237**

Carron Pack Price  
**RRP £441**

Sink only

**RRP £269**



Rapid 150 with Pura tap



# Onda

Our Onda sinks offer excellent value for money whilst combining good looks with high performance and durability.

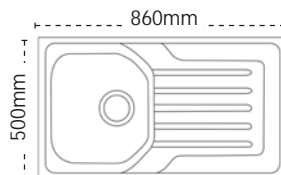
## Onda 90

Pack comes with Henley tap



DIMENSIONS	Left to Right: 860mm Front to Back: 500mm
BOWL DIMENSIONS	Left to Right: 345mm Front to Back: 395mm
BOWL DEPTH	160mm
CUT OUT DIMENSIONS	Left to Right: 840mm Front to Back: 480mm
MINIMUM CABINET	450mm

OTHER – Suitable for WDU – No Standard Waste included



Carron Pack Price

RRP **£295**

Sink only

RRP **£123**

To upgrade to your ideal tap choose from our taps range on pages 53-63.

P

101.0488.562

Henley tap

Chrome -

115.0254.448

## Onda 100

Pack comes with  
Henley tap

## Onda 150

Pack comes with  
Henley tap



DIMENSIONS	Left to Right: 1000mm Front to Back: 500mm
BOWL DIMENSIONS	Left to Right: 450mm Front to Back: 395mm
BOWL DEPTH	160mm
CUT OUT DIMENSIONS	Left to Right: 980mm Front to Back: 480mm
MINIMUM CABINET	600mm

OTHER – Suitable for WDU – No  
Standard Waste included

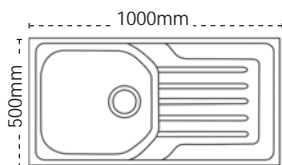
P 101.0488.563  
Henley tap  
Chrome -  
115.0254.448

Carron Pack Price

**RRP £312**

Sink only  
**RRP £140**

To upgrade to your  
ideal tap choose  
from our taps range  
on pages 53-63.



DIMENSIONS	Left to Right: 1000mm Front to Back: 500mm
1ST BOWL DIMENSIONS	Left to Right: 345mm Front to Back: 395mm
2ND BOWL DIMENSIONS	Left to Right: 160mm Front to Back: 320mm
BOWL DEPTH	150mm/80mm
CUT OUT DIMENSIONS	Left to Right: 980mm Front to Back: 480mm
MINIMUM CABINET	600mm

OTHER – Suitable for WDU – No  
Standard Waste included

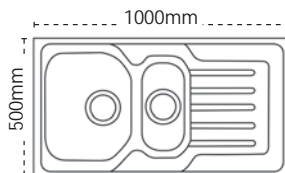
P 101.0488.564  
Henley tap  
Chrome -  
115.0254.448

Carron Pack Price

**RRP £336**

Sink only  
**RRP £164**

To upgrade to your  
ideal tap choose  
from our taps range  
on pages 53-63.



# Deca Inset / Undermount

Deca is a superb example of minimalist practicality and style, featuring a 12mm bowl corner radii across all models. Each Deca model can be installed either as an inset or undermount.

## Deca 100

Pack comes with Henley tap

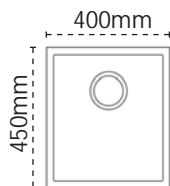
Shown inset



DIMENSIONS	Left to Right: 400mm Front to Back: 450mm
BOWL DIMENSIONS	Left to Right: 360mm Front to Back: 410mm
BOWL DEPTH	200mm
CUT OUT DIMENSIONS (inset only)	Use template to u/mount Left to Right: 370mm Front to back: 420mm
MINIMUM CABINET	450mm

OTHER – Suitable for WDU – Yes  
Revolution Waste included

P 100 - 127.0442.744 Henley tap  
Chrome -  
115.0254.448



## ACCESSORY PACK FOR DECA 100

RRP £34

Wire Basket  
112.0018.988



Carron Pack Price  
RRP £623

Sink only  
RRP £451

To upgrade to your ideal tap choose from our taps range on pages 53-63.

## Deca 105/50

Pack comes with Henley tap

Shown undermounted

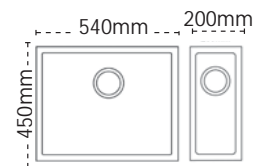


	Deca 105	Deca 50
DIMENSIONS	Left to Right: 540mm Front to Back: 450mm	Left to Right: 200mm Front to Back: 450mm
BOWL DIMENSIONS	Left to Right: 500mm Front to Back: 410mm	Left to Right: 160mm Front to Back: 410mm
BOWL DEPTH	200mm	140mm
CUT OUT DIMENSIONS (inset only)	Use template to u/mount Left to Right: 510mm Front to back: 420mm	Use template to u/mount Left to Right: 170mm Front to back: 420mm
MINIMUM CABINET	550mm	300mm

OTHER – Suitable for WDU – Yes  
Revolution Waste included

OTHER – Suitable for WDU – No  
Revolution Waste included

P 105 - 127.0442.745  
50 - 127.0437.218  
Henley tap  
Chrome -  
115.0254.448



## ACCESSORY PACK FOR DECA 105

RRP £51

Wire Basket  
112.0178.435



Carron Pack Price  
RRP £658

Sink only  
RRP £486

To upgrade to your ideal tap choose from our taps range on pages 53-63.

Carron Pack Price  
RRP £563

Sink only  
RRP £391

To upgrade to your ideal tap choose from our taps range on pages 53-63.



Deca 150 with Dante Tap

# Deca Inset / Undermount

## Deca 150

Pack comes with  
Henley tap

Shown inset



DIMENSIONS	Left to Right: 560mm Front to Back: 450mm
1ST BOWL DIMENSIONS	Left to Right: 340mm Front to Back: 410mm
2ND BOWL DIMENSIONS	Left to Right: 160mm Front to Back: 410mm
BOWL DEPTH	200mm/140mm
CUT OUT DIMENSIONS (Inset only)	Use template to u/mount Left to Right: 530mm Front to Back: 420mm
MINIMUM CABINET	600mm

OTHER – Suitable for WDU – Yes  
Revolution Waste included

### ACCESSORY PACK FOR DECA 150 RRP £34

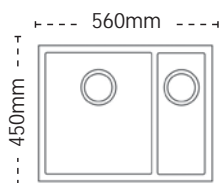
Wire Basket  
112.0018.988



P

LHSB - 127.0442.746  
RHSB - 127.0442.747

Henley tap  
Chrome -  
115.0254.448



Carron Pack Price  
RRP **£853**

Sink only  
RRP **£681**

To upgrade to your  
ideal tap choose  
from our taps range  
on pages 53-63.

## Deca XL

Pack comes with  
Henley tap

Shown inset

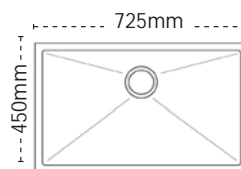


DIMENSIONS	Left to Right: 725mm Front to Back: 450mm
BOWL DIMENSIONS	Left to Right: 685mm Front to Back: 410mm
BOWL DEPTH	200mm
CUT OUT DIMENSIONS (Inset only)	Use template to u/mount Left to Right: 695mm Front to Back: 420mm
MINIMUM CABINET	800mm

OTHER – Suitable for WDU – Yes  
Revolution Waste included

P

XL - 127.0437.219  
Henley tap  
Chrome -  
115.0254.448



Carron Pack Price  
RRP **£680**

Sink only  
RRP **£508**

To upgrade to your  
ideal tap choose  
from our taps range  
on pages 53-63.



# Zeta Undermount

Zeta's undermount models include the Zeta 150U, the first reversible installation undermount in our range.



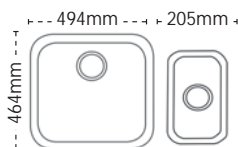
## Zeta 105 / 50U

Pack comes with Henley tap

P

105U - 122.0167.719  
50U - 122.0167.705

Henley tap  
Chrome -  
115.0254.448



	105U	50U
DIMENSIONS	Left to Right: 494mm	205mm
	Front to Back: 464mm	464mm
BOWL DIMENSIONS	Left to Right: 450mm	170mm
	Front to Back: 420mm	365mm
BOWL DEPTH	200mm	130mm
CUT OUT DIMENSIONS	Use template	Use template
MINIMUM CABINET	500mm	300mm

OTHER – Suitable for WDU – Yes  
Standard Waste included

OTHER – Suitable for WDU – No  
Standard Waste included

## ACCESSORY PACK FOR ZETA 105

RRP **£36**

Wire Basket  
112.0070.876



105U

Carron Pack Price  
RRP **£464**

Sink only  
RRP **£292**

50U

Carron Pack Price  
RRP **£369**

Sink only  
RRP **£197**

To upgrade to your ideal tap choose from our taps range on pages 53-63.



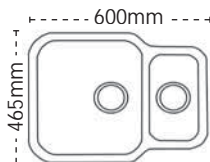
## Zeta 150U

Pack comes with Henley tap

P

150U - 122.0167.720

Henley tap  
Chrome -  
115.0254.448



DIMENSIONS	Left to Right: 600mm
	Front to Back: 465mm
1ST BOWL DIMENSIONS	Left to Right: 360mm
	Front to Back: 420mm
2ND BOWL DIMENSIONS	Left to Right: 170mm
	Front to Back: 320mm
BOWL DEPTH	180mm/130mm
CUT OUT DIMENSIONS	Use template
MINIMUM CABINET	600mm

OTHER – Suitable for WDU – In main bowl only  
Standard Waste included

## ACCESSORY PACK FOR ZETA 150U

RRP **£36**



Wire Basket  
112.0070.876

Carron Pack Price  
RRP **£516**

Sink only  
RRP **£344**

To upgrade to your ideal tap choose from our taps range on pages 53-63.

## Ibis Undermount

The appeal of Ibis lies in its absolute simplicity. Clean lines and contemporary styling are echoed throughout the Ibis range.

### Ibis 100U

Pack comes with  
Henley tap



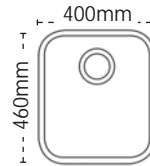
P

100U - 122.0281.513

Henley tap  
Chrome -  
115.0254.448

DIMENSIONS	Left to Right: 400mm Front to Back: 460mm
BOWL DIMENSIONS	Left to Right: 360mm Front to Back: 420mm
BOWL DEPTH	200mm
CUT OUT DIMENSIONS	Use template
MINIMUM CABINET	400mm

OTHER – Suitable for WDU – Yes  
Revolution Waste included



### ACCESSORY PACK FOR IBIS 100U

RRP **£36**

Wire Basket  
112.0070.876



Carron Pack Price

RRP **£393**

Sink only

RRP **£221**

To upgrade to your  
ideal tap choose  
from our taps range  
on pages 53-63.

### Ibis 150U

Pack comes with  
Henley tap



P

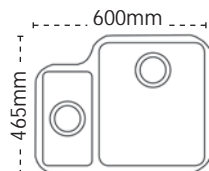
LHSB - 122.0284.072  
RHSB - 122.0284.074

Henley tap  
Chrome -  
115.0254.448



DIMENSIONS	Left to Right: 600mm Front to Back: 465mm
1ST BOWL DIMENSIONS	Left to Right: 360mm Front to Back: 420mm
2ND BOWL DIMENSIONS	Left to Right: 170mm Front to Back: 320mm
BOWL DEPTH	180mm /130mm
CUT OUT DIMENSIONS	Use template
MINIMUM CABINET	600mm

OTHER – Suitable for WDU – Yes  
Revolution Waste included



### ACCESSORY PACK FOR IBIS 150U

RRP **£36**

Wire Basket  
112.0070.876



Carron Pack Price

RRP **£541**

Sink only

RRP **£369**

To upgrade to your  
ideal tap choose  
from our taps range  
on pages 53-63.



Ibis 150U with Flora tap

## Carisma Inset / Undermount

Carisma brings practical and sound design, and the optional 401 drainer provides additional functionality.

### Carisma 400/401

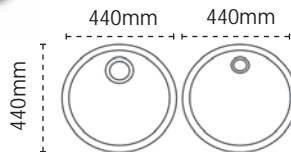
Pack comes with Henley tap



P

400 - 101.0042.581  
401 - 101.0042.588

Henley tap  
Chrome -  
115.0254.448



	Carisma 400	Carisma 401
DIMENSIONS	Left to Right: 440mm Front to Back: 440mm	Left to Right: 440mm Front to Back: 440mm
BOWL DIMENSIONS	Diameter: 395mm	Diameter: 395mm
BOWL DEPTH		180mm 40mm
CUT OUT DIMENSIONS	Diameter: 425mm	Diameter: 425mm
MINIMUM CABINET	500mm	500mm
OTHER – Suitable for WDU – Yes Revolution Waste included		OTHER – Suitable for WDU – No Revolution Waste included

### ACCESSORY PACK FOR CARISMA 400 RRP £59

Round Chopping  
Board  
Wire Basket  
112.0073.247



400

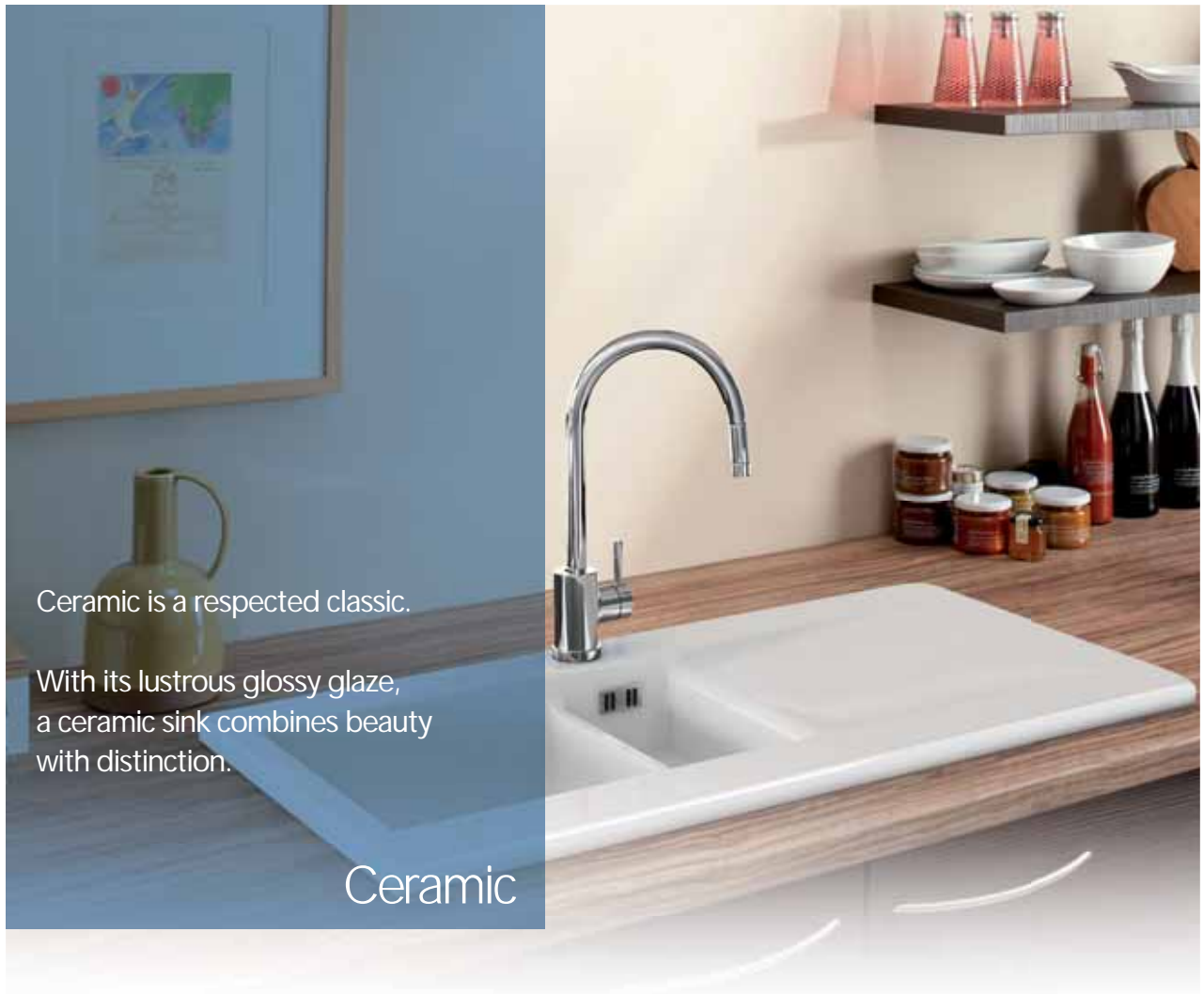
Carron Pack Price  
**RRP £341**  
Sink only  
**RRP £169**

**To upgrade to your  
ideal tap** choose  
from our taps range  
on pages 53-63.

401

Carron Pack Price  
**RRP £317**  
Sink only  
**RRP £145**

**To upgrade to your  
ideal tap** choose  
from our taps range  
on pages 53-63.



Ceramic is a respected classic.

With its lustrous glossy glaze,  
a ceramic sink combines beauty  
with distinction.

Ceramic



Each Carron Phoenix sink is supported by a  
**Lifetime Guarantee** against manufacturing defects.

Ceramic is a hard-working, non-porous surface that is easy to clean and  
extremely resistant to heat and chemicals.

Our ceramic sinks are traditionally manufactured from fine-fireclay  
that is fired at high temperatures and then individually finished by  
hand. This ensures their fine quality with a true depth of colour and an  
impeccable smooth surface.



**WHITE**

# Sienna

The Sienna is a stylish and classic ceramic sink, suited to both traditional and more contemporary kitchens.

**new**

## Sienna 100

Pack comes with Henley tap



**new**

## Sienna 150

Pack comes with Henley tap



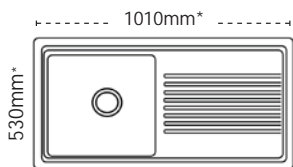
DIMENSIONS	Left to Right: 1010mm Front to Back: 530mm
BOWL DIMENSIONS	Left to Right: 410mm Front to Back: 455mm
BOWL DEPTH	210mm
CUT OUT DIMENSIONS	Use template
MINIMUM CABINET	600mm (40mm Worktop) 1000mm (30mm Worktop)

OTHER – Suitable for WDU – No  
Standard Waste included

100 - 124.0188.034

Henley tap  
Chrome -  
115.0254.448

WH



\*Ceramic sink dimensions may vary  $\pm$  2% due to firing process.

Carron Pack Price  
**RRP £491**

Sink only  
**RRP £319**

To upgrade to your ideal tap choose from our taps range on pages 53-63.



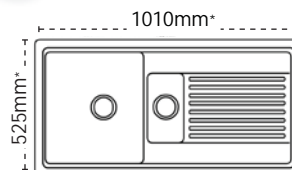
DIMENSIONS	Left to Right: 1010mm Front to Back: 525mm
1ST BOWL DIMENSIONS	Left to Right: 410mm Front to Back: 325mm
2ND BOWL DIMENSIONS	Left to Right: 170mm Front to Back: 160mm
BOWL DEPTH	210mm/120mm
CUT OUT DIMENSIONS	Use template
MINIMUM CABINET	600mm (40mm Worktop) 1000mm (30mm Worktop)

OTHER – Suitable for WDU – Yes  
Standard Waste included

150 - 124.0188.036

Henley tap  
Chrome -  
115.0254.448

WH



\*Ceramic sink dimensions may vary  $\pm$  2% due to firing process.

Carron Pack Price  
**RRP £501**

Sink only  
**RRP £329**

To upgrade to your ideal tap choose from our taps range on pages 53-63.



# Shonelle

48

Shonelle offers a contemporary interpretation of the classic ceramic sink. Each of the models balances stylish good looks with practical ergonomics and offers design versatility for contemporary kitchens.



## Shonelle 105

Pack comes with Henley tap

## Shonelle 150

Pack comes with Henley tap



DIMENSIONS	Left to Right: 920mm Front to Back: 510mm
BOWL DIMENSIONS	Left to Right: 410mm Front to Back: 410mm
BOWL DEPTH	220mm
CUT OUT DIMENSIONS	Use template
MINIMUM CABINET	600mm

OTHER – Suitable for WDU – Yes  
Standard Waste included

N.B. An extended flange is required if fitting a WDU to this ceramic sink

WH 105 - 124.0477.792 Henley tap  
Chrome -  
115.0254.448

### ACCESSORY PACK FOR SHONELLE 105 RRP £47

112.0181.679



Wire Basket



DIMENSIONS	Left to Right: 1010mm Front to Back: 510mm
1ST BOWL DIMENSIONS	Left to Right: 360mm Front to Back: 420mm
2ND BOWL DIMENSIONS	Left to Right: 130mm Front to Back: 260mm
BOWL DEPTH	220mm/120mm
CUT OUT DIMENSIONS	Use template
MINIMUM CABINET	600mm

OTHER – Suitable for WDU – Yes  
Standard Waste included

N.B. An extended flange is required if fitting a WDU to this ceramic sink

WH 150 - 124.0477.793 Henley tap  
Chrome -  
115.0254.448

### ACCESSORY PACK FOR SHONELLE 150 RRP £47

112.0181.680

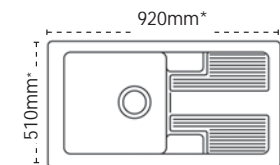


Wire Basket

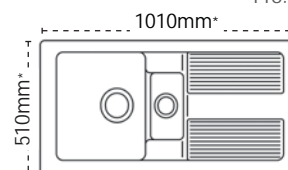
### Carron Pack Price RRP £520

Sink only  
RRP £348

To upgrade to your ideal tap choose from our taps range on pages 53-63.



\*Ceramic sink dimensions may vary  $\pm 2\%$  due to firing process.



\*Ceramic sink dimensions may vary  $\pm 2\%$  due to firing process.

### Carron Pack Price RRP £533

Sink only  
RRP £361

To upgrade to your ideal tap choose from our taps range on pages 53-63.

# Belfast

Belfast sinks bring together classic styling and good old-fashioned charm, yet they fit well with contemporary and traditional kitchens alike. Our single bowl Belfast sink is available with either a traditional weir or a more modern integrated overflow.


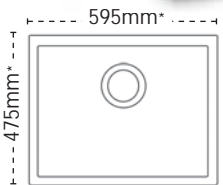


Belfast 110

THE CARRON PHOENIX RANGE 2021

## Belfast 100

Pack comes with Henley tap



\*Ceramic sink dimensions may vary  $\pm$  2% due to firing process.

DIMENSIONS	Left to Right: 595mm Front to Back: 475mm
OVERALL HEIGHT	220mm
BOWL DIMENSIONS	Left to Right: 550mm Front to Back: 420mm
BOWL DEPTH	220mm
CUT OUT DIMENSIONS	Use sink as template
MINIMUM CABINET	600mm

OTHER – Suitable for WDU – Yes  
Standard Waste included

N.B. An extended flange is required if fitting a WDU to this ceramic sink

WH 100 - 124.0477.726  
Henley tap  
Chrome -  
115.0254.448

Carron Pack Price  
RRP **£520**  
Sink only  
RRP **£348**

To upgrade to your ideal tap choose from our taps range on pages 53-63.

## Belfast 110

Pack comes with Henley tap

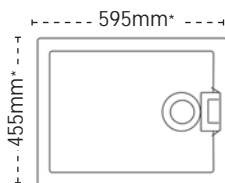


DIMENSIONS	Left to Right: 595mm Front to Back: 455mm
OVERALL HEIGHT	250mm
BOWL DIMENSIONS	Left to Right: 525mm Front to Back: 385mm
BOWL DEPTH	215mm
CUT OUT DIMENSIONS	Use sink as template
MINIMUM CABINET	600mm

OTHER – Suitable for WDU – No  
Mini Waste included

WH 110 - 124.0477.727

Henley tap  
Chrome -  
115.0254.448



\*Ceramic sink dimensions  
may vary  $\pm$  2% due to  
firing process.

Carron Pack Price

RRP **£520**

Sink only  
RRP **£348**

To upgrade to your  
ideal tap choose  
from our taps range  
on pages 53-63.

## Belfast 200

Pack comes with Henley tap



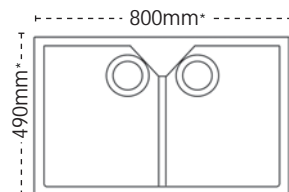

DIMENSIONS	Left to Right: 800mm Front to Back: 490mm
OVERALL HEIGHT	220mm
1ST BOWL DIMENSIONS	Left to Right: 365mm Front to Back: 450mm
2ND BOWL DIMENSIONS	Left to Right: 365mm Front to Back: 450mm
BOWL DEPTH	200mm
CUT OUT DIMENSIONS	Use sink as template
MINIMUM CABINET	800mm

OTHER – Suitable for WDU – Yes  
Standard Waste included

N.B. An extended flange is required if fitting  
a WDU to this ceramic sink

WH 200 - 124.0477.749

Henley tap  
Chrome -  
115.0254.448



\*Ceramic sink dimensions  
may vary  $\pm$  2% due to  
firing process.

Carron Pack Price

RRP **£676**

Sink only  
RRP **£504**

To upgrade to your  
ideal tap choose  
from our taps range  
on pages 53-63.

# Carlow

The Carlow range offers an exceptional crossover between classic ceramic and the modern method of undermounting. The soft lines in each model are complemented by the crisp white ceramic.

## Carlow 105

Pack comes with Henley tap



## Carlow 150

Pack comes with Henley tap

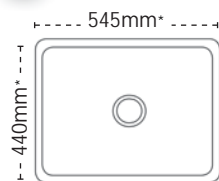


DIMENSIONS	Left to Right: 545mm Front to Back: 440mm
BOWL DIMENSIONS	Left to Right: 492mm Front to Back: 388mm
BOWL DEPTH	176mm
CUT OUT DIMENSIONS	Use sink as template
MINIMUM CABINET	600mm

OTHER – Suitable for WDU – Yes  
Revolution Waste included

N.B. An extended flange is required if fitting a WDU to this ceramic sink

WH 105 - 126.0315.702



\*Ceramic sink dimensions may vary  $\pm 2\%$  due to firing process.

### ACCESSORY PACK FOR CARLOW 105

RRP £36

112.0070.876



Wire Basket

Henley tap  
Chrome -  
115.0254.448

### Carron Pack Price

RRP £479

Sink only  
RRP £307

To upgrade to your ideal tap choose from our taps range on pages 53-63.

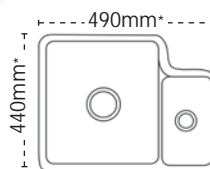


DIMENSIONS	Left to Right: 490mm Front to Back: 440mm
1ST BOWL DIMENSIONS	Left to Right: 335mm Front to Back: 390mm
2ND BOWL DIMENSIONS	Left to Right: 145mm Front to Back: 280mm
BOWL DEPTH	180mm /120mm
CUT OUT DIMENSIONS	Use sink as template
MINIMUM CABINET	600mm

OTHER – Suitable for WDU – In main bowl only  
Revolution Waste included

N.B. An extended flange is required if fitting a WDU to this ceramic sink

WH 150 - 126.0315.703



\*Ceramic sink dimensions may vary  $\pm 2\%$  due to firing process.

### ACCESSORY PACK FOR CARLOW 150

RRP £34

112.0018.988



Wire Basket

Henley tap  
Chrome -  
115.0254.448

### Carron Pack Price

RRP £576

Sink only  
RRP £404

To upgrade to your ideal tap choose from our taps range on pages 53-63.

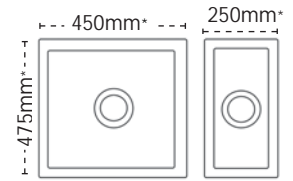
## Waterford Inset / Undermount

Echoing the plain and simple design of a Belfast sink, the Waterford range of sinks can be installed as inset sinks or they can be undermounted.

### Waterford 100/50

Pack comes with Henley tap

Shown undermounted



\*Ceramic sink dimensions may vary  $\pm 2\%$  due to firing process.

	Waterford 100	Waterford 50
DIMENSIONS	Left to Right: 450mm Front to Back: 475mm	Left to Right: 250mm Front to Back: 475mm
BOWL DIMENSIONS	Left to Right: 380mm Front to Back: 405mm	Left to Right: 180mm Front to Back: 405mm
BOWL DEPTH	180mm	130mm
CUT OUT DIMENSIONS	Use sink as template	Use sink as template
MINIMUM CABINET	500mm	300mm

OTHER – Suitable for WDU – Yes  
Standard Waste included

N.B. An extended flange is required if fitting a WDU to this ceramic sink

WH 100 - 124.0477.791

Henley tap  
Chrome -  
115.0254.448

Carron Pack Price  
RRP **£461**

Sink only  
RRP **£289**

To upgrade to your ideal tap choose from our taps range on pages 53-63.

OTHER – Suitable for WDU – No  
Standard Waste included

WH 50 - 124.0477.750

Henley tap  
Chrome -  
115.0254.448

Carron Pack Price  
RRP **£435**

Sink only  
RRP **£263**

To upgrade to your ideal tap choose from our taps range on pages 53-63.



Shown inset with Dante Tri-Pure tap



Our tap range has been specially designed to give you all the options you need to complement your Carron Phoenix sink.

Whether you are looking for a contemporary, traditional or designer style, single or double lever operation, or even a boiling water or filter tap, we have a selection of high quality and attractive taps for you to choose from.

## Taps



Each Carron Phoenix mixer tap is supported by a **Five year comprehensive Guarantee** against manufacturing defects.

Depending on the style and age of your house, you may require a specific style of tap, a model that is appropriate to the water pressure available in your kitchen. Specifically, many older properties will require a tap which has been designed to work best with lower water pressure or gravity fed systems.

So, if you know your property has low water pressure, choose a tap suitable for low pressure systems. If you have a high pressure system you can choose any tap. See the icon below next to tap of your choice for the recommended water pressure needed.

### Household water pressures (minimum tap flow rating)



CHROME



BRUSHED  
NICKEL



ONYX



STONE  
GREY



MATT  
BLACK



0.2-0.5 bar



0.5-1.2 bar



1.2-1.5+ bar

# Seraphina

## 3-in-1 Boiling Water Tap



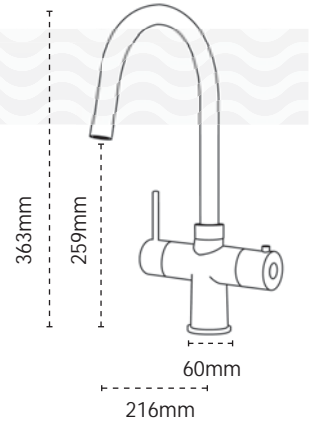
HIGH  
PRESSURE

CH - 119.0285.777

RRP **£899**

### TAP DIMENSIONS

Tap Height:	363mm
Base Width:	60mm
Spout Height:	259mm
Spout Reach:	216mm
Finish:	Chrome



Did you  
know? 100°C  
can sterilise  
baby  
bottles!

100°C



This tap and tank come with a 2 year guarantee.



The Seraphina 3-in-1 boiling water tap provides instant boiling water (100°C) at the touch of a button. Seraphina provides normal hot and cold water as well as boiling water, all from the same unit.

Why waste electricity and water when boiling the kettle when you can have instant boiling water for making coffee, tea or for cooking on tap?

Seraphina incorporates a water conditioning filter, ensuring your boiling water is free from sediment, odour and any unwanted particles. Seraphina requires the activation of a safety button to operate the boiling water function, ensuring the safety of users.

In addition to the tap and the filter, the Seraphina system includes a 4.7 litre heating tank which can be situated horizontally behind a standard 150mm high cabinet plinth. This unique feature frees up the cabinet space underneath the sink for a very practical solution.

### IMPORTANT

Please be aware of your water pressure before purchase. If your water pressure is too low, the installation of a pump should be investigated. If your pressure is too high, the inclusion of a pressure reducing valve (not supplied) in the system will be necessary.

Operating pressures: 1.5 to 5 bar.

# Filter Taps

Desirable, stylish and highly practical, Carron Phoenix Filter taps dispense hot, cold and perfectly filtered water.

Combining the considered elegance of our most stylish designs with technologically advanced water filtration, Carron Phoenix taps are the ultimate combination of fashion and functionality.

## Dante Tri-Pure

Dante Tri-Pure Filter offers excellent filtration performance thanks to its double filtration system of charcoal and ceramics specially impregnated with silver particles.

The filter removes unwanted chlorine, cryptosporidium and other harmful bacteria and particles, yet leaving you with the minerals that are good for you.



CH - 120.0193.061

Chrome  
RRP **£493**

 Perlator
  CH

**TAP DIMENSIONS**

Tap Height:	390mm
Base Width:	60mm
Spout Height:	260mm
Spout Reach:	220mm
Finish:	Chrome







Mains Hot & Cold Water

Filter System

# Dante Filter

Dante Filter's cold water handle operates in two ways; pull forward for mains water, push back for filtered water.

The limescale reduction filter system improves taste whilst reducing limescale, odour and sediment.

MED  
PRESSURE



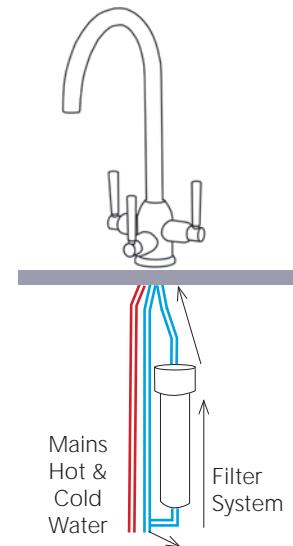
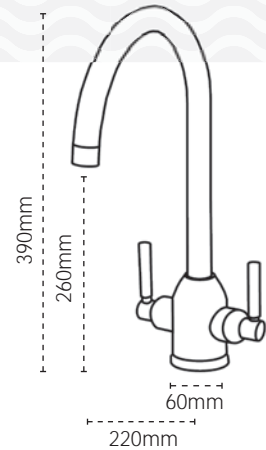
CH - 120.0188.552

RRP **£380**

## TAP DIMENSIONS

Tap Height:	390mm
Base Width:	60mm
Spout Height:	260mm
Spout Reach:	220mm
Finish:	Chrome

CH




Dante Filter tap

# Sift Filter

Add a touch of class to your kitchen with the Sift filtered water tap. Available in 3 colours, this graceful swan neck tap boasts modern styling and is the only tap in the filtered range which comes in a matt black finish.

The limescale reduction filter system improves the taste of the water, whilst also reducing limescale, odour and sediment.

57




**MED PRESSURE**

CH - 120.0608.887  
BN - 120.0608.888  
MB - 120.0608.961

Chrome  
**RRP £308**

Brushed Nickel  
**RRP £329**

Matt Black  
**RRP £355**

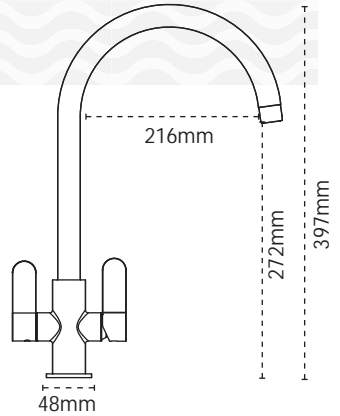


Perlator

CH BN MB

**TAP DIMENSIONS**

Tap Height:	397mm
Base Width:	48mm
Spout Height:	272mm
Spout Reach:	216mm
Finish:	Chrome Brushed Nickel Matt Black



THE CARRON PHOENIX RANGE 2021



Sift Filter tap

# Mixer Taps

A comprehensive selection of precision-made taps to complement your Carron Phoenix sink, available in a number of styles and finishes to suit your own personal taste.

## Qubix



Perlator

CH

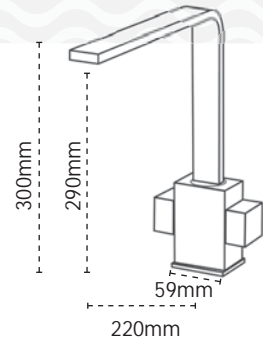
MED  
PRESSURE


CH - 115.0074.715

RRP **£359**

### TAP DIMENSIONS

Tap Height: 300mm  
 Base Width: 59mm  
 Spout Height: 290mm  
 Spout Reach: 220mm  
 Finish: Chrome



## Bali



Perlator

CH

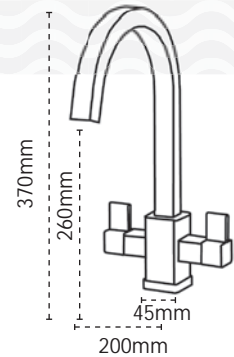
MED  
PRESSURE


CH - 115.0193.014

RRP **£312**

### TAP DIMENSIONS

Tap Height: 370mm  
 Base Width: 45mm  
 Spout Height: 260mm  
 Spout Reach: 200mm  
 Finish: Chrome



## Dante Pro

Pull-Out Nozzle



Perlator

CH

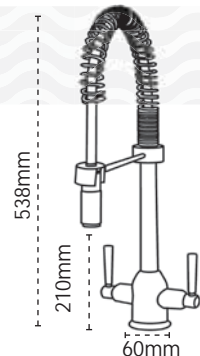
MED  
PRESSURE


CH - 115.0191.084

RRP **£308**

### TAP DIMENSIONS

Tap Height: 538mm  
 Base Width: 60mm  
 Spout Height: 210mm  
 Spout Reach: 188mm  
 Finish: Chrome





## Dante Pull Out

Pull-Out Spray



Perlator

CH

MED  
PRESSURE



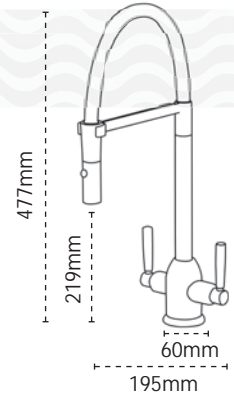
- Black - 115.0433.945
- White - 115.0535.601
- Grey - 115.0535.602

RRP **£308**

Silicone hoses are available in Black, White and Grey

### TAP DIMENSIONS

Tap Height: 477mm  
Base Width: 60mm  
Spout Height: 219mm  
Spout Reach: 195mm  
Finish: Chrome



## Ardenza

CH

MED  
PRESSURE

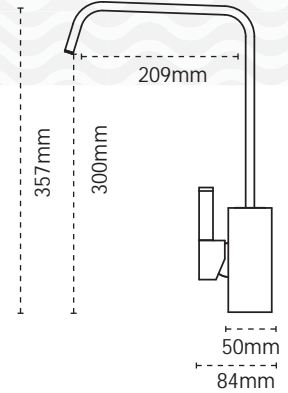


CH - 115.0605.463

RRP **£303**

### TAP DIMENSIONS

Tap Height: 357mm  
Base Width: 50mm  
Spout Height: 300mm  
Spout Reach: 209mm  
Finish: Chrome



## Barra

CH

MED  
PRESSURE

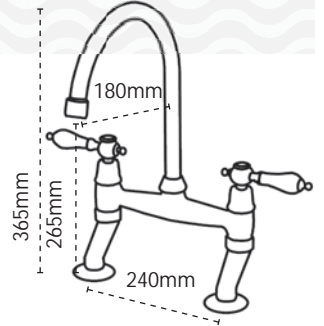


CH - 115.0074.732

RRP **£272**

### TAP DIMENSIONS

Tap Height: 365mm  
Base Width: 240mm  
Spout Height: 265mm  
Spout Reach: 180mm  
Finish: Chrome



## Rosolina J Spout



Perlator

CH

BN

MB

MED  
PRESSURE



CH - 115.0605.452

BN - 115.0605.453

MB - 115.0605.454

Chrome

RRP **£268**

Brushed Nickel

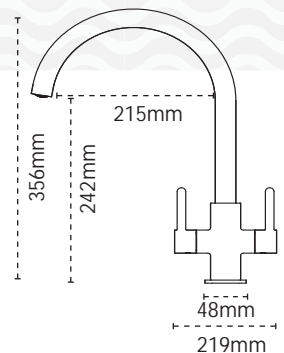
RRP **£293**

Matt Black

RRP **£293**


### TAP DIMENSIONS

Tap Height: 356mm  
Base Width: 48mm  
Spout Height: 242mm  
Spout Reach: 215mm  
Finish: Chrome  
Brushed Nickel  
Matt Black



## Rosolina L Spout

MED  
PRESSURE



CH - 115.0605.455  
BN - 115.0605.456  
MB - 115.0605.457

Chrome

RRP **£268**

Brushed Nickel

RRP **£293**

Matt Black

RRP **£293**



Perlator

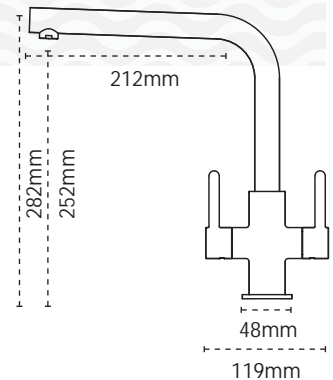
CH

BN

MB

### TAP DIMENSIONS

Tap Height: 282mm  
Base Width: 48mm  
Spout Height: 252mm  
Spout Reach: 212mm  
Finish: Chrome  
Brushed Nickel  
Matt Black



## Dante

LOW  
PRESSURE



CH - 115.0068.382  
BN - 115.0068.384

Chrome

RRP **£248**

Brushed Nickel

RRP **£259**



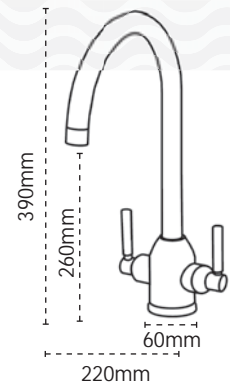
Perlator

CH

BN

### TAP DIMENSIONS

Tap Height: 390mm  
Base Width: 60mm  
Spout Height: 260mm  
Spout Reach: 220mm  
Finish: Chrome  
Brushed Nickel



## Reno

MED  
PRESSURE



CH - 115.0029.805  
SG - 115.0535.842  
ON - 115.0189.492

Chrome

RRP **£239**

Stone Grey

RRP **£246**

Onyx

RRP **£246**



Perlator

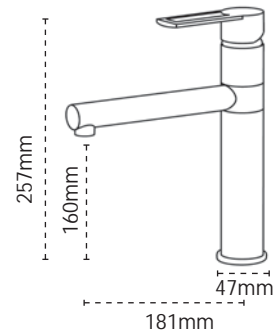
CH

SG

ON

### TAP DIMENSIONS

Tap Height: 257mm  
Base Width: 47mm  
Spout Height: 160mm  
Spout Reach: 181mm  
Finish: Chrome  
Stone Grey  
Onyx



## Windsor

LOW  
PRESSURE



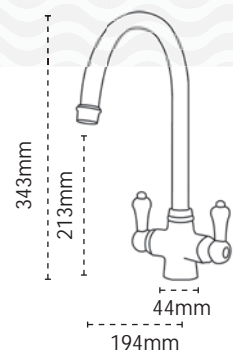
CH - 115.0281.850

RRP **£218**

CH

### TAP DIMENSIONS

Tap Height: 343mm  
Base Width: 44mm  
Spout Height: 213mm  
Spout Reach: 194mm  
Finish: Chrome



## Alba



LOW  
PRESSURE

CH - 115.0068.379  
BN - 115.0188.558  
Chrome  
RRP **£198**  
Brushed Nickel  
RRP **£212**



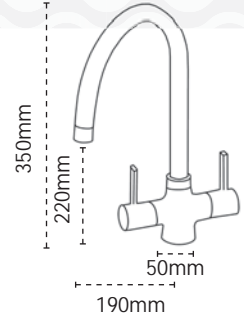
Perlator

CH

BN

### TAP DIMENSIONS

Tap Height: 350mm  
Base Width: 50mm  
Spout Height: 220mm  
Spout Reach: 190mm  
Finish: Chrome  
Brushed Nickel



## Opus



LOW  
PRESSURE

CH - 115.0019.224  
BN - 115.0019.236  
Chrome  
RRP **£173**  
Brushed Nickel  
RRP **£211**



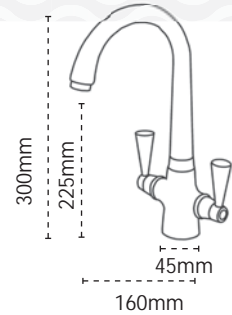
Perlator

CH

BN

### TAP DIMENSIONS

Tap Height: 300mm  
Base Width: 45mm  
Spout Height: 225mm  
Spout Reach: 160mm  
Finish: Chrome  
Brushed Nickel



## Henley



MED  
PRESSURE

CH - 115.0254.448  
RRP **£172**

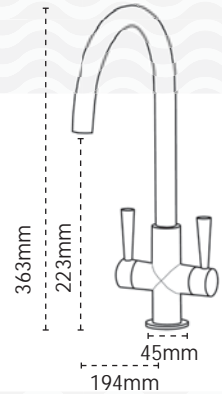


Perlator

CH

### TAP DIMENSIONS

Tap Height: 363mm  
Base Width: 45mm  
Spout Height: 223mm  
Spout Reach: 194mm  
Finish: Chrome



## Flora



MED  
PRESSURE

CH - 115.0254.459  
RRP **£169**

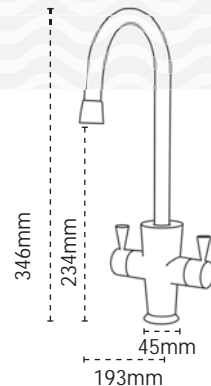


Perlator

CH

### TAP DIMENSIONS

Tap Height: 346mm  
Base Width: 45mm  
Spout Height: 234mm  
Spout Reach: 193mm  
Finish: Chrome



## Osprey

CH

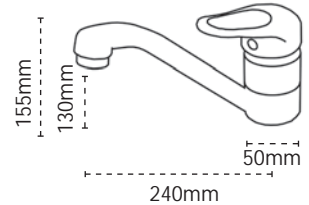
MED  
PRESSURE


CH - 115.0019.206

RRP **£156**

### TAP DIMENSIONS

Tap Height: 155mm  
 Base Width: 50mm  
 Spout Height: 130mm  
 Spout Reach: 240mm  
 Finish: Chrome



## Savoy



Perlator

CH

BN

MB

MED  
PRESSURE


CH - 115.0254.455

BN - 115.0605.451

MB - 115.0605.320

Chrome

RRP **£145**

Brushed Nickel

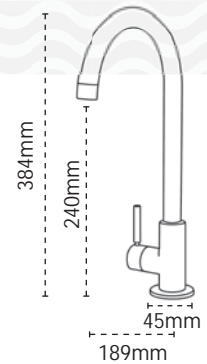
RRP **£153**

Matt Black

RRP **£170**

### TAP DIMENSIONS

Tap Height: 384mm  
 Base Width: 45mm  
 Spout Height: 240mm  
 Spout Reach: 189mm  
 Finish: Chrome, Matt Black, Brushed Nickel



## Orla



Perlator

CH

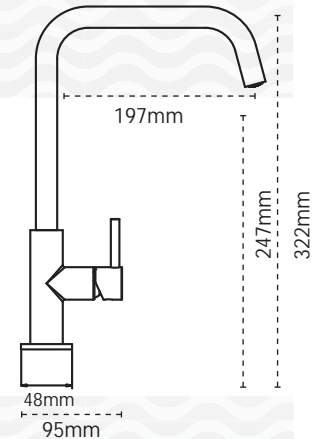
MED  
PRESSURE


CH - 115.0567.656

RRP **£141**

### TAP DIMENSIONS

Tap Height: 322mm  
 Base Width: 48mm  
 Spout Height: 247mm  
 Spout Reach: 197mm  
 Finish: Chrome



## Aztec

CH

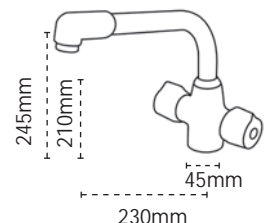
LOW  
PRESSURE


CH - 115.0019.342

RRP **£111**

### TAP DIMENSIONS

Tap Height: 245mm  
 Base Width: 45mm  
 Spout Height: 210mm  
 Spout Reach: 230mm  
 Finish: Chrome



Pura

CH

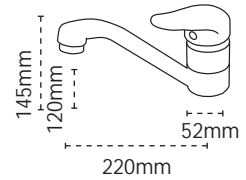
MED  
PRESSURE

CH - 115.0254.458

RRP **£73**

## TAP DIMENSIONS

Tap Height:	145mm
Base Width:	52mm
Spout Height:	120mm
Spout Reach:	220mm
Finish:	Chrome



Rapid 150 with Pura tap



With the environment in mind, we have a range of waste management solutions that can help you dispose of your waste in a highly efficient and eco-friendly way.

## Waste Management

A quick, easy and efficient way to prevent organic waste going into landfill!

### CARRONADE ELITE WASTE DISPOSAL UNITS

Waste disposal units are very easily installed with the current plumbing under your sink and are easy to operate.

Our premium specification products are sound insulated for a quiet operation, are septic safe and incredibly efficient. Carronade Elite waste disposal units are suitable for every day use. Food is fed into the disposer as it operates.



On/off control is operated by a separate air switch which is supplied.

### WASTE SORTER BINS

Carron Phoenix waste sorter bins can be fitted easily into a kitchen cabinet and will help you to effectively segregate your waste prior to collection. With a range of configurations to choose from, each model features removable bin inserts and covers to contain odours.



# Carronade Elite Waste Disposal Units

## Carronade Elite CE-50

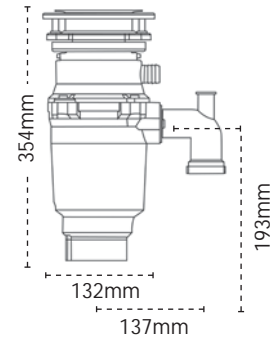
An extended flange is available if required at extra cost when fitting to ceramic sinks.



EXTENDED FLANGE  
RRP £38



DIMENSIONS	
HEIGHT	354mm
WIDTH	132mm
TECHNICAL SPECIFICATIONS	
HORSEPOWER	1/2
RPM	2600
CAPACITY	600ml
OPERATION	Continuous
POWER	Airswitch
SOUND INSULATION	Full
WARRANTY	3 Years
134.0473.240	RRP £247



## Carronade Elite CE-75

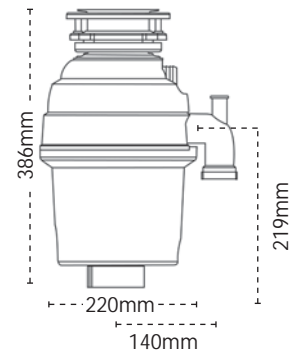
An extended flange is available if required at extra cost when fitting to ceramic sinks.



EXTENDED FLANGE  
RRP £38



DIMENSIONS	
HEIGHT	386mm
WIDTH	220mm
TECHNICAL SPECIFICATIONS	
HORSEPOWER	3/4
RPM	2700
CAPACITY	800ml
OPERATION	Continuous
POWER	Airswitch
SOUND INSULATION	Full
WARRANTY	10 Years
134.0473.271	RRP £350

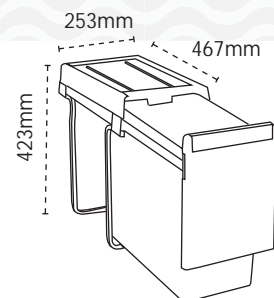


# Waste Sorter Bins

## Linea 130



DIMENSIONS	
HEIGHT	423mm
WIDTH	253mm
DEPTH	467mm
TECHNICAL SPECIFICATIONS	
NUMBER OF BINS	1
CAPACITY	1 x 30 litres
MIN. CABINET	300mm
OPERATION	Manual
WARRANTY	2 Years
134.0204.152	RRP £98



# Waste Sorter Bins

## Linea 230



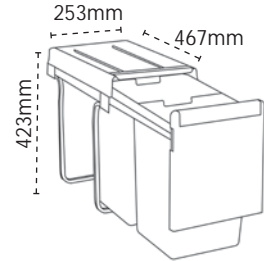
### DIMENSIONS

HEIGHT	423mm
WIDTH	253mm
DEPTH	467mm

### TECHNICAL SPECIFICATIONS

NUMBER OF BINS	2
CAPACITY	2 x 15 litres
MIN. CABINET	300mm
OPERATION	Manual
WARRANTY	2 Years

134.0204.599

**RRP £98**


## Linea 330



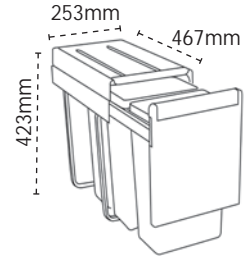
### DIMENSIONS

HEIGHT	423mm
WIDTH	253mm
DEPTH	467mm

### TECHNICAL SPECIFICATIONS

NUMBER OF BINS	3
CAPACITY	3 x 10 litres
MIN. CABINET	300mm
OPERATION	Manual
WARRANTY	2 Years

134.0204.153

**RRP £98**


## Linea 332



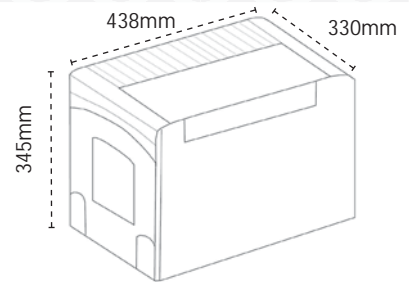
### DIMENSIONS

HEIGHT	340mm
WIDTH	438mm
DEPTH	330mm

### TECHNICAL SPECIFICATIONS

NUMBER OF BINS	3
CAPACITY	1 x 16 litres/2 x 8 litres
MIN. CABINET	500mm
OPERATION	Manual
WARRANTY	2 Years

134.0074.068

**RRP £123**


## Linea 360



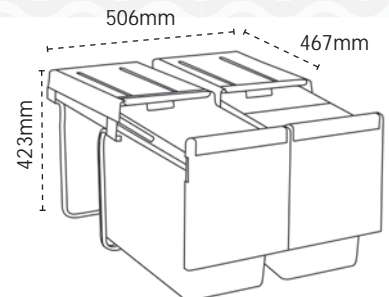
### DIMENSIONS

HEIGHT	423mm
WIDTH	506mm
DEPTH	467mm

### TECHNICAL SPECIFICATIONS

NUMBER OF BINS	3
CAPACITY	1 x 30 litres/2 x 15 litres
MIN. CABINET	600mm
OPERATION	Manual
WARRANTY	2 Years

134.0079.062

**RRP £196**




**REDUCE, REUSE, RECYCLE**



**CARRON**  
PHOENIX



## Carron Phoenix

Franke UK Ltd  
West Park, MIOC,  
Styal Road,  
Manchester  
M22 5WB

Tel: 0161 436 6280  
Email: [info@carron.com](mailto:info@carron.com)  
[www.carron.com](http://www.carron.com)

