



CARRON  
PHOENIX

# The Carron Phoenix

Sink & Tap Range  
& Pack Deals

---

MAY 2025

DELIVERING INSPIRATION FOR YOUR KITCHEN



The **Carron Phoenix** story began in 1759 when the Carron Iron Company was founded near the town of Falkirk in Central Scotland.



Famed for the manufacture of the iconic red telephone boxes and pillar boxes still in use throughout the UK today, the Carron Iron Company was considered to be the centre of the industrial revolution in Scotland and quickly became the largest iron works in Europe.

Moving forward more than 250 years Carron Phoenix is now one of the leading manufacturers of kitchen sinks in the UK. Our sink design philosophy means that we do not compromise between stylish good looks and practicality. Whether Granite, Stainless Steel or Ceramic, all of our sinks are guaranteed for a lifetime, so you can be confident that they are of exceptional quality and are made to last.

To complement the perfect sink, our extensive range of taps, accessories and waste management systems, gives you an all-round solution for getting the most from your kitchen sink space. Carron Phoenix manufactures products that are beautiful to look at and excellent to work with.

Guarantees valid only on products placed and used in standard domestic situations

GUARANTEES

As Carron Phoenix sinks are built to the highest manufacturing standards, we are proud to offer an extensive guarantee on all of our products against manufacturing defects.

Full details of our guarantees can be found on: [www.carron.com/guarantee](http://www.carron.com/guarantee)

- 2 YEAR GUARANTEE Two year guarantee for accessories
- 5 YEAR GUARANTEE Five year guarantee for standard taps
- LIFETIME GUARANTEE Lifetime guarantee for sinks

CONTENTS

The story of Carron Phoenix 02

Choosing a sink and tap 03

Materials and finishes 03

VALUE DEALS 04 - 09

GRANITE SINKS 10

Bali 11

Haven 12

Debut 14

SYNTHETIC SINKS 16

Janus 16

STAINLESS STEEL SINKS 17

Ibis 17

Adelphi 18

Maui 19

Zeta 20

Atoll 23

Rapid 24

Lomond 26

Deca Inset / Undermount 28

Zeta Undermount 32

Ibis Undermount 33

Carisma Inset / Undermount 34

CERAMIC SINKS 35

Sienna 35

TAPS 36

Filter Taps 36

Mixer Taps 37

WASTE MANAGEMENT 40

Carronade Elite WDU 41

Linea Waste Sorter Bins 42

Choosing a sink

There are a number of factors to consider when choosing your kitchen sink; functionality is just as important as design, and here is a short guide to the initial decisions you will need to make before choosing the right model for you and your kitchen.

Sink configurations and cabinet size

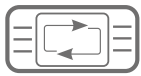
Whether you prefer the larger capacity of a single bowl or the versatility offered by a one and a half bowl sink, there are options to suit. The following symbols are used throughout this brochure as a guide.



**Left hand drainer:**  
The drainer is to the left of the main bowl.



**Right hand drainer:**  
The drainer is to the right of the main bowl.



**Reversible drainer:**  
The sink has tap holes front and back to allow the sink to be fitted with the drainer to the left or the right.



**Left hand 1/2 bowl:**  
For sinks without a drainer but multiple bowls. Indicates the small bowl is to the left of the main bowl.



**Right hand 1/2 bowl:**  
For sinks without a drainer but multiple bowls. Indicates the small bowl is to the right of the main bowl.



Inset

Inset sinks are mounted from above, and the edge of the sink sits on top of the worktop. This is the most standard type of installation and can be used with all worktop types, including laminate worktops. Inset sinks generally have a drainer board and are available in a wide range of styles and materials to suit your preference.

Undermount

When your worktop is made from a solid-surface material, such as granite, solid wood or engineered stone, you have the option of choosing an undermounted sink. This style is installed from beneath the work surface and allows for a clean minimalist look to the kitchen. Drainer grooves are often cut into the work surface to complete the elegant look.



It is essential to check the cabinet size of your kitchen to ensure that the sink will fit. Throughout the brochure, 'Min Cabinet' indicates the minimum cabinet size (measured left-to-right) required to allow the sink to fit.



**Stainless steel sinks** are practical, hard-wearing and easy to clean. Available in polished, unbrushed or brushed finishes.



**Granite sinks** use real granite particles, this material gives you the flexibility to introduce colour into your sink area.



**Synthetic sinks** offer excellent heat, shock and impact resistance at a value-for-money price level.



**Ceramic sinks** add a touch of elegance whether your kitchen design is traditional or contemporary.



Choosing a tap

Throughout our brochure we offer a wide choice of sinks to suit all tastes. Each of these sinks is shown with a Henley tap. However, if you would like to upgrade your tap to your choice and specification, please refer to pages 36-39 for our full range.



**Perlator:** Mixes air into the flow of water to give a champagne-like flow.



# VALUE DEALS

SINK & TAP PACKS

OFFERS ARE VALID FROM  
**MARCH 2025**

VALUE DEALS – SINK AND TAP PACKS

## SINK & TAP PACK VALUE DEALS

Enjoy additional savings by combining some of our most popular sink & tap products into value packs. We have selected a wide range of models, materials and installation types to ensure there is something for every kitchen or utility room. Choose from the Aztec or Zeno Chrome taps that are included in the pack or **upgrade** to a different tap in the chart.



**Zeno Tap**

CH MED  
PRESSURE

OR



**Aztec Tap**

CH LOW  
PRESSURE

### Household water pressures

(minimum tap flow rating)

LOW PRESSURE	MED PRESSURE	HIGH PRESSURE
0.2-0.5 bar	0.5-1.2 bar	1.2-1.5+ bar

## UPGRADE TO YOUR IDEAL TAP



Henley

CHROME + £40

CH MED  
PRESSURE



Alba

CHROME + £50  
DECOR STEEL + £55

CH DS LOW  
PRESSURE



Windsor

CHROME + £60

CH LOW  
PRESSURE



Reno

CHROME + £80  
MATT BLACK + £80

CH MB MED  
PRESSURE



Rosolina J Spout

CHROME + £100  
MATT BLACK + £120

CH MB MED  
PRESSURE



# SINK & TAP PACK VALUE DEALS

VALUE DEALS – SINK AND TAP PACKS

The price you pay for our Sink and Tap Value Packs is a **discounted all-in-one price** for the combined sink, tap and waste kit.

## Granite sinks

### INCLUDED IN YOUR PACK DEAL:



#### Haven 90 Undermount Granite 1.0 bowl sink



RRP £564  
**YOU SAVE £73**  
YOU PAY **£491**

• Size: 403 x 433mm

Colours available for both models



#### Haven 150-16 Undermount Granite 1.5 bowl sink



RRP £671  
**YOU SAVE £51**  
YOU PAY **£620**

- Size: 553 x 433mm
- Right Hand Small Bowl
- Left Hand Small Bowl

PLUS  
**50% OFF**  
ALL ACCESSORY PACKS



ACCESSORY PACK FOR HAVEN 150-16  
RRP ~~£41~~ £20.50 Wire Basket 112.0018.988

#### Debut 100 Inset Granite 1.0 bowl sink



- Size: 780 x 500mm
- Reversible

RRP £605  
**YOU SAVE £261**  
YOU PAY **£344**

Colours available for both models



#### Debut 150 Inset Granite 1.5 bowl sink



- Size: 970 x 500mm
- Reversible

PLUS  
**50% OFF**  
ALL ACCESSORY PACKS



ACCESSORY PACK FOR DEBUT 150  
RRP ~~£93~~ £46.50  
Wire Basket & Strainer Bowl 112.0025.467

#### Sienna 100 Inset Ceramic 1.0 bowl sink



- WH • Size: 1010 x 525mm
- Reversible

RRP £522  
**YOU SAVE £204**  
YOU PAY **£318**

#### Sienna 150 Inset Ceramic 1.5 bowl sink



- WH • Size: 1010 x 525mm
- Reversible

RRP £533  
**YOU SAVE £204**  
YOU PAY **£329**

## SINK & TAP PACKS

### INCLUDED



ZENO  
Chrome

MED PRESSURE



AZTEC  
Chrome

LOW PRESSURE



HENLEY  
Chrome

MED PRESSURE



ALBA  
Chrome

LOW PRESSURE



ALBA  
Decor Steel

LOW PRESSURE



WINDSOR  
Chrome

LOW PRESSURE



RENO  
Chrome

MED PRESSURE



RENO  
Matt Black

MED PRESSURE



ROSOLINA  
Chrome

MED PRESSURE



ROSOLINA  
Matt Black

MED PRESSURE

### UPGRADE YOUR TAP

	£491	£491	£531	£541	£546	£551	£571	£571	£591	£611
Haven 90	£491	£491	£531	£541	£546	£551	£571	£571	£591	£611
Haven 150-16	£620	£620	£660	£670	£675	£680	£700	£700	£720	£740
Debut 100	£344	£344	£384	£394	£399	£404	£424	£424	£444	£464
Debut 150	£374	£374	£414	£424	£429	£434	£454	£454	£474	£494
Sienna 100	£318	£318	£358	£368	£373	£378	£398	£398	£418	£438
Sienna 150	£329	£329	£369	£379	£384	£389	£409	£409	£429	£449

Sienna 150 Ceramic sink and Windsor chrome tap



Haven 90 Granite sink in Matt Black and Reno Matt Black tap





The price you pay for our Sink and Tap Value Packs is a **discounted all-in-one price** for the combined sink, tap and waste kit.

Stainless Steel sinks

Finish available for both Zeta models is Polished Stainless Steel P

INCLUDED  
IN YOUR PACK DEAL



OR

Zeta 105U Undermount Stainless Steel 1.0 bowl sink



- Size: 494 x 464mm

RRP  
£504  
**YOU SAVE  
£331**  
YOU PAY  
£173

Zeta 150U Undermount Stainless Steel 1.5 bowl sink



- Size: 600 x 465mm
- Reversible

RRP  
£569  
**YOU SAVE  
£302**  
YOU PAY  
£267

Finish available for Rapid and Lomond models is Brushed Stainless Steel B

Rapid 90 Inset Stainless Steel 1.0 bowl sink



- Size: 860 x 500mm
- Reversible, welded bowl

RRP  
£347  
**YOU SAVE  
£120**  
YOU PAY  
£227

Rapid 150 Inset Stainless Steel 1.5 bowl sink



- Size: 1000 x 500mm
- Reversible, welded bowl

RRP  
£434  
**YOU SAVE  
£185**  
YOU PAY  
£249

Lomond 90 Inset Stainless Steel 1.0 bowl sink



- Size: 860 x 500mm
- Reversible

RRP  
£283  
**YOU SAVE  
£141**  
YOU PAY  
£142

Lomond 150 Inset Stainless Steel 1.5 bowl sink



- Size: 1000 x 500mm
- Reversible

RRP  
£331  
**YOU SAVE  
£162**  
YOU PAY  
£169

SINK & TAP PACKS

INCLUDED

UPGRADE YOUR TAP



ZENO  
Chrome

MED PRESSURE



AZTEC  
Chrome

LOW PRESSURE



HENLEY  
Chrome

MED PRESSURE



ALBA  
Chrome

LOW PRESSURE



ALBA  
Decor Steel

LOW PRESSURE




WINDSOR  
Chrome

LOW PRESSURE




RENO  
Chrome

MED PRESSURE



RENO  
Matt Black

MED PRESSURE



ROSOLINA  
Chrome

MED PRESSURE



ROSOLINA  
Matt Black

MED PRESSURE

Lomond 90

£144

£144

£184

£194

£199

£204

£224

£224

£244

£264

Lomond 150

£172

£172

£212

£222

£227

£232

£252

£252

£272

£292

Rapid 90

£227

£227

£267

£277

£282

£287

£307

£307

£327

£347

Rapid 150

£249

£249

£289

£299

£304

£309

£329

£329

£349

£369

Zeta 150U

£267

£267

£307

£317

£322

£327

£347

£347

£367

£387

Zeta 105U

£173

£173

£213

£223

£228

£233

£253

£253

£273

£293

UPGRADE TO YOUR IDEAL TAP

Household water pressures  
(minimum tap flow rating)  
LOW PRESSURE 0.2-0.5 bar  
MED PRESSURE 0.5-1.2 bar  
HIGH PRESSURE 1.2-1.5+ bar



Henley

CHROME + £40



Alba

CHROME + £50  
DECOR STEEL + £55



Windsor

CHROME + £60



Reno

CHROME + £80  
MATT BLACK + £80



Rosolina J Spout

CHROME + £100  
MATT BLACK + £120



Lomond 150 Stainless Steel sink and Henley Chrome tap



Zeta150U Stainless Steel sink and Rosolina J Spout Chrome tap



# GRANITE

A beautifully tactile material which allows you to make a real statement in your kitchen. The versatility of granite allows Carron Phoenix to create a range of designs which combine form and function perfectly.

No other kitchen sink material offers the durability and hard-wearing properties of Carron Phoenix Granite. We use real Granite particles – the fourth hardest material known to man as the main component of every sink.

Scratch resistant, stain resistant, temperatureresistant to 280°C and easy to clean, Carron Phoenix Granite sinks will retain their great looks for a lifetime.

When you're looking for a beautiful and hard working sink, granite is the ultimate choice. Furthermore, each Carron Phoenix sink is supported by a Lifetime Guarantee against manufacturing defects.



Bali 105 in Polar White with Dante Tap in Chrome

Each Carron Phoenix sink is supported by a **Lifetime Guarantee** against manufacturing defects



**YOU CAN'T SCRATCH IT**  
Knives and forks won't mark or score the surface.



**YOU CAN'T SCORCH IT**  
Even at 280°C the surface will not burn.



**YOU CAN'T STAIN IT**  
Carron Granite sinks are highly resistant to staining, marking and fading.



**EASY TO CLEAN**  
Carron Granite sinks are now 30% smoother than before and even easier to keep clean.

## Choice of colours

Our granite sinks come in a choice of classic and contemporary neutrals, that offer superb design scope for combining with a wide range of work surface materials. Some of our colours contain metallic particles for a beautifully subtle, but rich appearance.



PW  
POLAR WHITE



CO  
COFFEE



SG  
STONE GREY



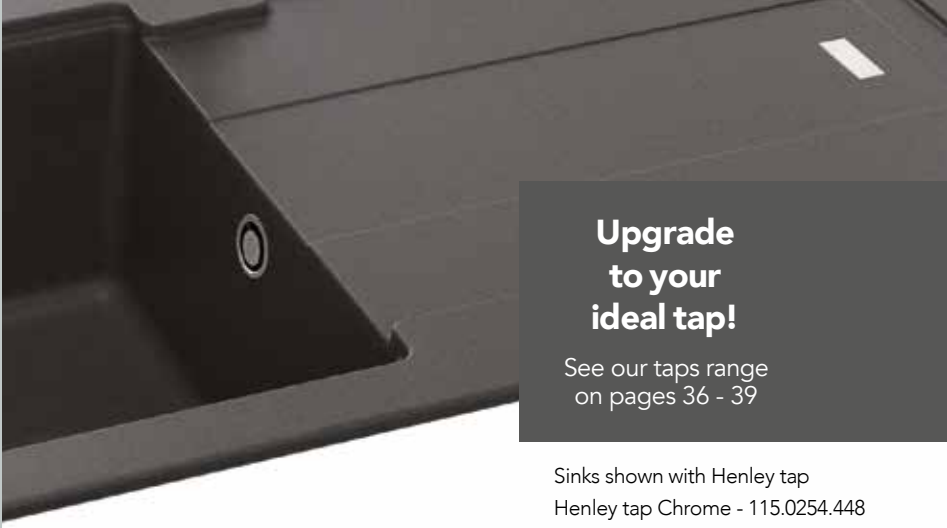
ON  
ONYX



MB  
MATT BLACK

## BALI

A superb combination of style and grace to any kitchen space following the 'less is more' rule of styling. Available in two models and complemented by a range of modern yet practical accessories.



**Upgrade to your ideal tap!**

See our taps range on pages 36 - 39

Sinks shown with Henley tap  
Henley tap Chrome - 115.0254.448

### Bali 105

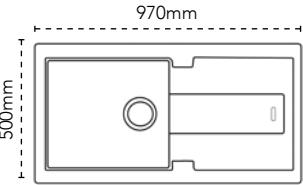
Shown in Onyx

Pack RRP **£769**  
Sink only RRP **£554**



- PW 114.0055.859
- SG 114.0055.863
- ON 114.0159.244

DIMENSIONS	Left to Right: 970mm Front to Back: 500mm
BOWL DIMENSIONS	Left to Right: 460mm Front to Back: 390mm
BOWL DEPTH	190mm
CUT OUT DIMENSIONS CORNER RADIUS	Left to Right: 950mm Front to Back: 480mm 20mm
MINIMUM CABINET	600mm
WDU	Suitable
WASTE INCLUDED	Revolution



### Bali 150

Shown in Polar White

Pack RRP **£819**  
Sink only RRP **£604**

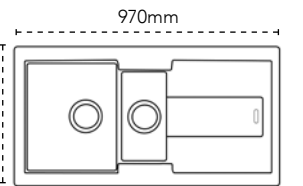


- PW 114.0055.862
- SG 114.0055.865
- ON 114.0159.252

ACCESSORIES **£94** - 112.0067.976



DIMENSIONS	Left to Right: 970mm Front to Back: 500mm
1ST BOWL DIMENSIONS	Left to Right: 350mm Front to Back: 390mm
2ND BOWL DIMENSIONS	Left to Right: 160mm Front to Back: 320mm
BOWL DEPTH	190mm /120mm
CUT OUT DIMENSIONS CORNER RADIUS	Left to Right: 950mm Front to Back: 480mm 20mm
MINIMUM CABINET	600mm
WDU	Suitable (main bowl only)
WASTE INCLUDED	Revolution





# HAVEN

Haven opens up the design potential for undermounting Granite sinks into a wide range of work surface materials. With its choice of beautifully neutral tones and contemporary shades, Haven offers a high performance alternative to Stainless Steel.



Upgrade to your ideal tap!

See our taps range on pages 36 - 39

Sinks shown with Henley tap  
Henley tap Chrome - 115.0254.448



Upgrade to your ideal tap!

See our taps range on pages 36 - 39

## Haven 90

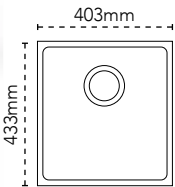
Shown in Coffee

Pack RRP **£641**  
Sink only RRP **£426**



- PW 125.0696.027
- SG 125.0696.028
- MB 125.0696.026
- CO 125.0696.029

DIMENSIONS	Left to Right: 403mm Front to Back: 433mm
BOWL DIMENSIONS	Left to Right: 370mm Front to Back: 400mm
BOWL DEPTH	200mm
CUT OUT DIMENSIONS CORNER RADIUS	Left to Right: 370mm Front to Back: 400mm 30mm
MINIMUM CABINET	450mm
WDU	Suitable
WASTE INCLUDED	Revolution



## Haven 100

Shown in Stone Grey

Pack RRP **£695**  
Sink only RRP **£480**

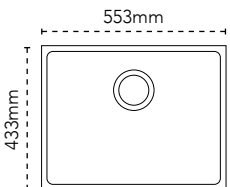


- PW 125.0696.031
- SG 125.0696.032
- MB 125.0696.030
- CO 125.0696.033

ACCESSORY **£41** - 112.0018.988



DIMENSIONS	Left to Right: 533mm Front to Back: 433mm
BOWL DIMENSIONS	Left to Right: 520mm Front to Back: 400mm
BOWL DEPTH	200mm
CUT OUT DIMENSIONS CORNER RADIUS	Left to Right: 520mm Front to Back: 400mm 30mm
MINIMUM CABINET	600mm
WDU	Suitable
WASTE INCLUDED	Revolution



## Haven 150-16

Shown in Coffee

Pack RRP **£748**  
Sink only RRP **£533**

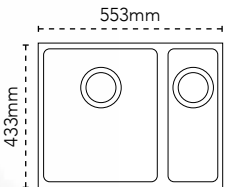


LHSB

- PW 125.0717.262
- SG 125.0717.263
- MB 125.0717.261
- CO 125.0717.120

RHSB

- PW 125.0696.035
- SG 125.0696.036
- MB 125.0696.034
- CO 125.0696.037



ACCESSORY **£41** - 112.0018.988



DIMENSIONS	Left to Right: 553mm Front to Back: 433mm
1ST BOWL DIMENSIONS	Left to Right: 340mm Front to Back: 400mm
2ND BOWL DIMENSIONS	Left to Right: 150mm Front to Back: 400mm
BOWL DEPTH	200mm/150mm
CUT OUT DIMENSIONS CORNER RADIUS	Left to Right: 520mm Front to Back: 400mm 30mm
MINIMUM CABINET	600mm
WDU	Suitable (main bowl only)
WASTE INCLUDED	Revolution



# DEBUT

A modern touch to a classic design, with soft drainer grooves and gentle corners, this sink offers a great deal of functionality. Debut is a hard-working addition to your kitchen.

## Debut 100

Shown in Stone Grey

Pack RRP **£682**  
Sink only RRP **£467**

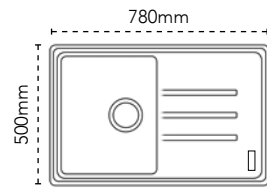


- PW 114.0201.152
- SG 114.0252.361
- ON 114.0252.349
- CO 114.0201.150

ACCESSORY **£41** - 112.0018.988



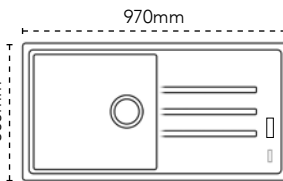
DIMENSIONS	Left to Right: 780mm Front to Back: 500mm
BOWL DIMENSIONS	Left to Right: 340mm Front to Back: 420mm
BOWL DEPTH	200mm
CUT OUT DIMENSIONS CORNER RADIUS	Left to Right: 760mm Front to Back: 480mm 20mm
MINIMUM CABINET	450mm
WDU	Suitable
WASTE INCLUDED	Standard



ACCESSORY **£41** - 112.0018.988



DIMENSIONS	Left to Right: 970mm Front to Back: 500mm
1ST BOWL DIMENSIONS	Left to Right: 450mm Front to Back: 420mm
BOWL DEPTH	200mm
CUT OUT DIMENSIONS CORNER RADIUS	Left to Right: 950mm Front to Back: 480mm 20mm
MINIMUM CABINET	600mm
WDU	Suitable
WASTE INCLUDED	Standard



Debut 150 in Coffee  
with Opus Tap in Chrome



Upgrade  
to your  
ideal tap!

See our taps range  
on pages 36 - 39

## Debut 150

Shown in Onyx

Pack RRP **£716**  
Sink only RRP **£501**

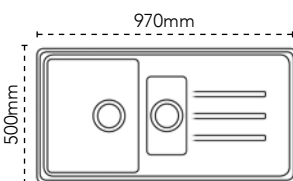


- PW 114.0201.155
- SG 114.0252.436
- ON 114.0252.432
- CO 114.0201.153

ACCESSORIES **£96** - 112.0255.467



DIMENSIONS	Left to Right: 970mm Front to Back: 500mm
1ST BOWL DIMENSIONS	Left to Right: 340mm Front to Back: 420mm
2ND BOWL DIMENSIONS	Left to Right: 150mm Front to Back: 290mm
BOWL DEPTH	200mm /100mm
CUT OUT DIMENSIONS CORNER RADIUS	Left to Right: 950mm Front to Back: 480mm 20mm
MINIMUM CABINET	600mm
WDU	Suitable (main bowl only)
WASTE INCLUDED	Standard





# SYNTHETIC

Using a proprietary coating, our Synthetic sinks offer excellent heat, shock and impact resistance as well as exceptional value for money.

The Janus Synthetic sinks range are available in a choice of two colours to suit your kitchen design.

AW

ARCTIC WHITE

GP

GRAPHITE

LIFETIME

GUARANTEE



Janus 100 in Arctic White with Windsor Tap in Chrome

# STAINLESS STEEL

The professional's favourite. You can wash and buff it and over time it will develop a beautiful patina. Even with years of rigorous use, Stainless Steel maintains the good looks that have made this material such a popular choice.

All of our sinks are made from high quality Stainless Steel, ensuring their lasting quality and performance. Practical, stylish and always of the highest quality, it's easy to find the right design for your kitchen.

P

POLISHED

B

BRUSHED

U

UNBRUSHED

LIFETIME

GUARANTEE



Upgrade to your ideal tap!

See our taps range on pages 36 - 39

## Janus 100

Pack RRP **£446**  
Sink only RRP **£231**

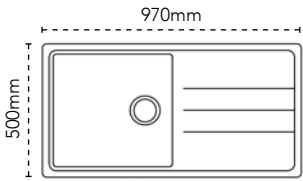


- AW

114.0308.256
- GP

114.0308.260

DIMENSIONS	Left to Right: 970mm Front to Back: 500mm
BOWL DIMENSIONS	Left to Right: 450mm Front to Back: 420mm
BOWL DEPTH	200mm
CUT OUT DIMENSIONS	Left to Right: 950mm Front to Back: 480mm
MINIMUM CABINET	600mm
WDU	Suitable
WASTE INCLUDED	Standard



## Janus 150

Pack RRP **£475**  
Sink only RRP **£260**



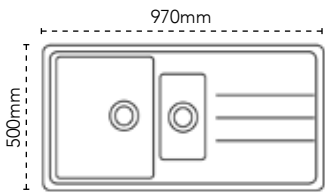
Sinks shown with Henley tap  
Henley tap Chrome - 115.0254.448

- AW

114.0308.263
- GP

114.0308.264

DIMENSIONS	Left to Right: 970mm Front to Back: 500mm
1ST BOWL DIMENSIONS	Left to Right: 340mm Front to Back: 420mm
2ND BOWL DIMENSIONS	Left to Right: 150mm Front to Back: 290mm
BOWL DEPTH	200mm/100mm
CUT OUT DIMENSIONS	Left to Right: 950mm Front to Back: 480mm
MINIMUM CABINET	600mm
WDU	Suitable (main bowl only)
WASTE INCLUDED	Standard



## IBIS

Clean lines and contemporary styling are echoed throughout the Ibis range, from the drainer pattern to the ergonomic bowl options that are deeper than the average sink.



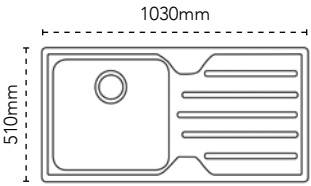
## Ibis 100

Shown in Polished Stainless Steel

Pack RRP **£666**  
Sink only RRP **£451**



DIMENSIONS	Left to Right: 1030mm Front to Back: 510mm
BOWL DIMENSIONS	Left to Right: 450mm Front to Back: 420mm
BOWL DEPTH	200mm
CUT OUT DIMENSIONS	Left to Right: 1014mm Front to Back: 494mm
MINIMUM CABINET	600mm
WDU	Suitable
WASTE INCLUDED	Revolution



## Ibis 150

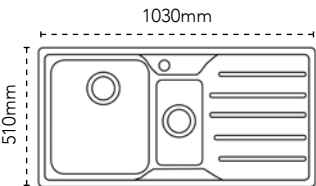
Shown in Polished Stainless Steel

Pack RRP **£764**  
Sink only RRP **£549**



Sinks shown with Henley tap  
Henley tap Chrome - 115.0254.448

DIMENSIONS	Left to Right: 1030mm Front to Back: 510mm
1ST BOWL DIMENSIONS	Left to Right: 360mm Front to Back: 420mm
2ND BOWL DIMENSIONS	Left to Right: 170mm Front to Back: 320mm
BOWL DEPTH	200mm/130mm
CUT OUT DIMENSIONS	Left to Right: 1014mm Front to Back: 494mm
MINIMUM CABINET	600mm
WDU	Suitable (main bowl only)
WASTE INCLUDED	Revolution





# ADELPHI

Boasting an ultra-slim, flush-fit edge profile, Adelphi is a sink that melts almost seamlessly into your work surface, offering an impeccably minimalist appearance.

Upgrade  
to your  
ideal tap!

See our taps range  
on pages 36 - 39

Sinks shown with Henley tap  
Henley tap Chrome - 115.0254.448

## Adelphi 100

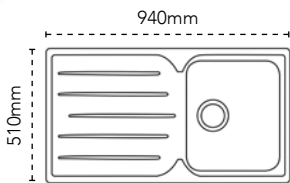
Shown in Polished Stainless Steel

Pack RRP **£610**  
Sink only RRP **£395**



P 127.0285.738

DIMENSIONS	Left to Right: 940mm Front to Back: 510mm
BOWL DIMENSIONS	Left to Right: 360mm Front to Back: 420mm
BOWL DEPTH	200mm
CUT OUT DIMENSIONS	Left to Right: 924mm Front to Back: 494mm
MINIMUM CABINET	500mm
WDU	Suitable
WASTE INCLUDED	Revolution



## Adelphi 150

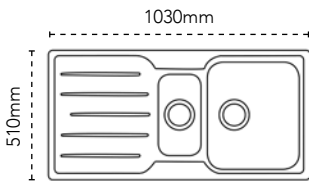
Shown in Polished Stainless Steel

Pack RRP **£692**  
Sink only RRP **£477**



P 127.0285.739

DIMENSIONS	Left to Right: 1030mm Front to Back: 510mm
1ST BOWL DIMENSIONS	Left to Right: 360mm Front to Back: 420mm
2ND BOWL DIMENSIONS	Left to Right: 170mm Front to Back: 320mm
BOWL DEPTH	200mm / 130mm
CUT OUT DIMENSIONS	Left to Right: 1014mm Front to Back: 494mm
MINIMUM CABINET	600mm
WDU	Suitable (main bowl only)
WASTE INCLUDED	Revolution



# MAUI

The Maui range succeeds in combining soft organic design with precise and contemporary angles. Maui is perfect if you want to make a unique design statement.

Upgrade  
to your  
ideal tap!


See our taps range  
on pages 36 - 39

Sinks shown with Henley tap  
Henley tap Chrome - 115.0254.448

## Maui 90

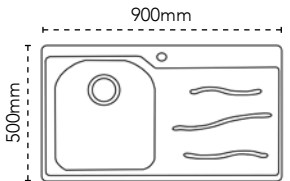
Shown in Polished Stainless Steel

Pack RRP **£542**  
Sink only RRP **£327**



P LHD - 101.0155.116  
RHD - 101.0155.119

DIMENSIONS	Left to Right: 900mm Front to Back: 500mm
BOWL DIMENSIONS	Left to Right: 370mm Front to Back: 400mm
BOWL DEPTH	200mm
CUT OUT DIMENSIONS	Left to Right: 884mm Front to Back: 484mm
MINIMUM CABINET	500mm
WDU	Suitable
WASTE INCLUDED	Revolution



## Maui 150

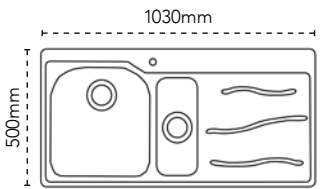
Shown in Polished Stainless Steel

Pack RRP **£661**  
Sink only RRP **£446**



P LHD - 101.0155.121  
RHD - 101.0155.124

DIMENSIONS	Left to Right: 1030mm Front to Back: 500mm
1ST BOWL DIMENSIONS	Left to Right: 370mm Front to Back: 400mm
2ND BOWL DIMENSIONS	Left to Right: 160mm Front to Back: 360mm
BOWL DEPTH	200mm/130mm
CUT OUT DIMENSIONS	Left to Right: 1014mm Front to Back: 484mm
MINIMUM CABINET	600mm
WDU	Suitable (main bowl only)
WASTE INCLUDED	Revolution





# ZETA

Zeta's modern design combines straight lines with soft curves and the low profile perimeter gives added design appeal. Available in three inset models, Zeta is user-friendly with spacious bowls and practical accessories.

Upgrade  
to your  
ideal tap!

See our taps range  
on pages 36 - 39

Sinks shown with Henley tap  
Henley tap Chrome - 115.0254.448

## Zeta 90

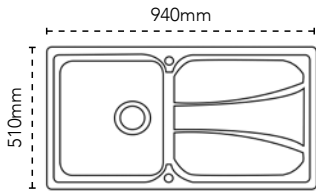
Shown in Polished Stainless Steel

Pack RRP **£520**  
Sink only RRP **£305**



P 101.0153.943

DIMENSIONS	Left to Right: 940mm Front to Back: 510mm
BOWL DIMENSIONS	Left to Right: 360mm Front to Back: 420mm
BOWL DEPTH	200mm
CUT OUT DIMENSIONS	Left to Right: 924mm Front to Back: 494mm
MINIMUM CABINET	500mm
WDU	Suitable
WASTE INCLUDED	Standard



## Zeta 100

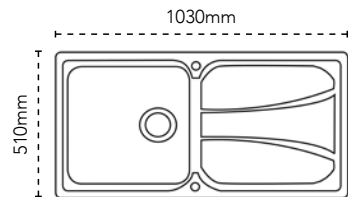
Shown in Polished Stainless Steel

Pack RRP **£538**  
Sink only RRP **£323**



P 101.0043.154

DIMENSIONS	Left to Right: 1030mm Front to Back: 510mm
BOWL DIMENSIONS	Left to Right: 450mm Front to Back: 420mm
BOWL DEPTH	200mm
CUT OUT DIMENSIONS	Left to Right: 1014mm Front to Back: 494mm
MINIMUM CABINET	600mm
WDU	Suitable
WASTE INCLUDED	Standard



## Zeta 150

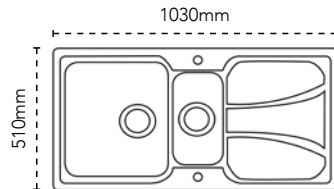
Shown in Polished Stainless Steel

Pack RRP **£671**  
Sink only RRP **£456**



P 101.0153.952

DIMENSIONS	Left to Right: 1030mm Front to Back: 510mm
1ST BOWL DIMENSIONS	Left to Right: 360mm Front to Back: 420mm
2ND BOWL DIMENSIONS	Left to Right: 170mm Front to Back: 320mm
BOWL DEPTH	200mm/130mm
CUT OUT DIMENSIONS	Left to Right: 1014mm Front to Back: 484mm
MINIMUM CABINET	600mm
WDU	Suitable (main bowl only)
WASTE INCLUDED	Standard



Upgrade  
to your  
ideal tap!

See our taps range  
on pages 36 - 39

Zeta 90 with Dante Pro  
tap in Chrome





**Upgrade to your ideal tap!**  
See our taps range on pages 36 - 39

Atoll 150 with Rosolina J  
Spout tap in Chrome

# ATOLL

The Atoll Stainless Steel inset sinks are appealing to all kitchen types. With their generously large bowls and crisp drainer grooves, these sinks are both stylish and practical at the same time!



**Upgrade to your ideal tap!**  
See our taps range on pages 36 - 39

Sinks shown with Henley tap  
Henley tap Chrome - 115.0254.448

## Atoll 90

Shown in Polished Stainless Steel

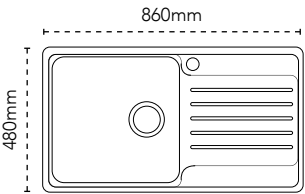
Pack RRP **£479**  
Sink only RRP **£264**



P LHD - 127.0576.501  
RHD - 127.0576.502



DIMENSIONS	Left to Right: 860mm Front to Back: 480mm
BOWL DIMENSIONS	Left to Right: 420mm Front to Back: 415mm
BOWL DEPTH	200mm
CUT OUT DIMENSIONS	Left to Right: 836mm Front to Back: 456mm
MINIMUM CABINET	600mm
WDU	Suitable
WASTE INCLUDED	Standard



## Atoll 150

Shown in Polished Stainless Steel

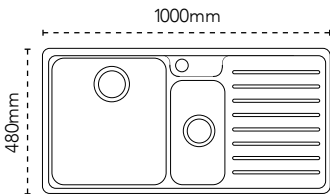
Pack RRP **£544**  
Sink only RRP **£329**



P LHD - 127.0576.503  
RHD - 127.0576.504



DIMENSIONS	Left to Right: 1000mm Front to Back: 480mm
1ST BOWL DIMENSIONS	Left to Right: 360mm Front to Back: 415mm
2ND BOWL DIMENSIONS	Left to Right: 170mm Front to Back: 320mm
BOWL DEPTH	200mm/130mm
CUT OUT DIMENSIONS	Left to Right: 976mm Front to Back: 456mm
MINIMUM CABINET	600mm
WDU	Suitable (main bowl only)
WASTE INCLUDED	Revolution





# RAPID

Our Rapid range offers classic curves and a modern appearance, available in a brushed stainless steel finish.

## Rapid 90

Shown in Brushed Stainless Steel

Pack RRP **£424**  
Sink only RRP **£209**



## Rapid 150

Shown in Brushed Stainless Steel

Pack RRP **£511**  
Sink only RRP **£296**



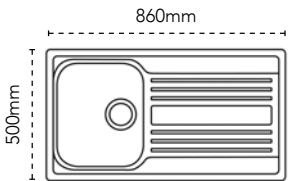
Upgrade  
to your  
ideal tap!

See our taps range  
on pages 36 - 39

Sinks shown with Henley tap  
Henley tap Chrome - 115.0254.448

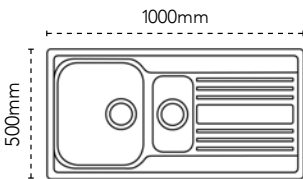
B 101.0495.180

DIMENSIONS	Left to Right: 860mm Front to Back: 500mm
BOWL DIMENSIONS	Left to Right: 340mm Front to Back: 400mm
BOWL DEPTH	190mm
CUT OUT DIMENSIONS	Left to Right: 840mm Front to Back: 480mm
MINIMUM CABINET	450mm
WDU	Suitable
WASTE INCLUDED	Standard



B 101.0495.211

DIMENSIONS	Left to Right: 1000mm Front to Back: 500mm
BOWL DIMENSIONS	Left to Right: 340mm Front to Back: 400mm
2ND BOWL DIMENSIONS	Left to Right: 160mm Front to Back: 300mm
BOWL DEPTH	190mm/130mm
CUT OUT DIMENSIONS	Left to Right: 980mm Front to Back: 480mm
MINIMUM CABINET	600mm
WDU	Suitable (main bowl only)
WASTE INCLUDED	Standard



Upgrade  
to your  
ideal tap!

See our taps range  
on pages 36 - 39



Rapid 150 with Zeno tap in Chrome



# LOMOND

Offering excellent value for money whilst combining good looks with high performance and durability.

Upgrade  
to your  
ideal tap!


See our taps range  
on pages 36 - 39

Sinks shown with Henley tap  
Henley tap Chrome - 115.0254.448

## Lomond 90

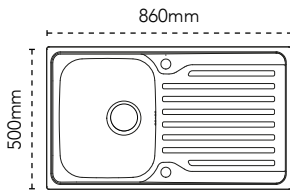
Shown in Unbrushed Stainless Steel

Pack RRP **£360**  
Sink only RRP **£145**



U 101.0714.473

DIMENSIONS	Left to Right: 860mm Front to Back: 500mm
BOWL DIMENSIONS	Left to Right: 340mm Front to Back: 420mm
BOWL DEPTH	160mm
CUT OUT DIMENSIONS	Left to Right: 840mm Front to Back: 480mm
MINIMUM CABINET	450mm
WDU	Suitable
WASTE INCLUDED	Standard



## Lomond 100

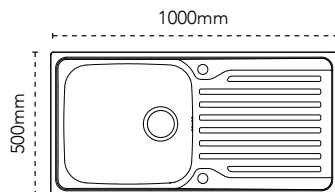
Shown in Unbrushed Stainless Steel

Pack RRP **£385**  
Sink only RRP **£170**



U 101.0714.474

DIMENSIONS	Left to Right: 1000mm Front to Back: 500mm
BOWL DIMENSIONS	Left to Right: 480mm Front to Back: 420mm
BOWL DEPTH	160mm
CUT OUT DIMENSIONS	Left to Right: 980mm Front to Back: 480mm
MINIMUM CABINET	600mm
WDU	Suitable
WASTE INCLUDED	Standard



## Lomond 150

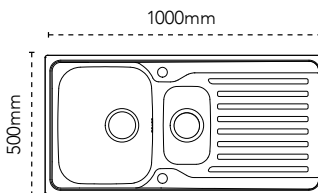
Shown in Unbrushed Stainless Steel

Pack RRP **£408**  
Sink only RRP **£193**



U 101.0714.475

DIMENSIONS	Left to Right: 1000mm Front to Back: 500mm
1ST BOWL DIMENSIONS	Left to Right: 340mm Front to Back: 420mm
2ND BOWL DIMENSIONS	Left to Right: 170mm Front to Back: 280mm
BOWL DEPTH	160mm/90mm
CUT OUT DIMENSIONS	Left to Right: 980mm Front to Back: 480mm
MINIMUM CABINET	600mm
WDU	Suitable (main bowl only)
WASTE INCLUDED	Standard



Lomond 150  
with Dante tap  
in Chrome



# DECA INSET/ UNDERMOUNT

A superb example of minimalist practicality and style, featuring a 12mm bowl corner radii across all models. Each Deca model can be installed either as an inset or undermount.

## Deca 100

Shown in Polished Stainless Steel  
Shown inset

Pack RRP **£780**  
Sink only RRP **£565**

Sinks shown with Henley tap  
Henley tap Chrome - 115.0254.448

## Deca 105

Shown in Polished Stainless Steel  
Shown undermount

Pack RRP **£824**  
Sink only RRP **£609**

Sinks shown with Henley tap  
Henley tap Chrome - 115.0254.448

Upgrade  
to your  
ideal tap!

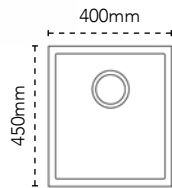
See our taps range  
on pages 36 - 39

ACCESSORY **£41** - 112.0018.988



Wire  
Basket

DIMENSIONS	Left to Right:	400mm
	Front to Back:	450mm
BOWL DIMENSIONS	Left to Right:	360mm
	Front to Back:	410mm
BOWL DEPTH		200mm
CUT OUT DIMENSIONS (inset only)	Use template to u/mount	
	Left to Right:	370mm
	Front to back:	420mm
MINIMUM CABINET		450mm
WDU		Suitable
WASTE INCLUDED		Revolution

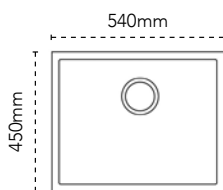


ACCESSORY **£63** - 112.0178.435



Wire  
Basket

DIMENSIONS	Left to Right:	540mm
	Front to Back:	450mm
BOWL DIMENSIONS	Left to Right:	500mm
	Front to Back:	410mm
BOWL DEPTH		200mm
CUT OUT DIMENSIONS (inset only)	Use template to u/mount	
	Left to Right:	510mm
	Front to back:	420mm
MINIMUM CABINET		550mm
WDU		Suitable
WASTE INCLUDED		Revolution



## Deca 150

Shown in Polished Stainless Steel  
Shown inset

Pack RRP **£1067**  
Sink only RRP **£852**



Sinks shown with Henley tap  
Henley tap Chrome - 115.0254.448

## Deca XL

Shown in Polished Stainless Steel  
Shown inset

Pack RRP **£851**  
Sink only RRP **£636**

Sinks shown with Henley tap  
Henley tap Chrome - 115.0254.448

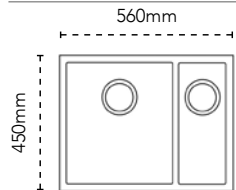
P LHSB - 127.0442.746  
RHSB - 127.0442.747

ACCESSORY **£41** - 112.0018.988



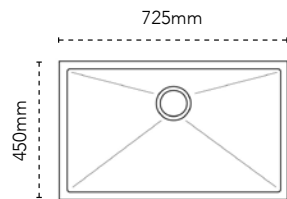
Wire  
Basket

DIMENSIONS	Left to Right:	560mm
	Front to Back:	450mm
1ST BOWL DIMENSIONS	Left to Right:	340mm
	Front to Back:	410mm
2ND BOWL DIMENSIONS	Left to Right:	160mm
	Front to Back:	410mm
BOWL DEPTH		200mm/140mm
CUT OUT DIMENSIONS (Inset only)	Use template to u/mount	
	Left to Right:	530mm
	Front to Back:	420mm
MINIMUM CABINET		600mm
WDU		Suitable (main bowl only)
WASTE INCLUDED		Revolution



P 127.0437.219

DIMENSIONS	Left to Right:	725mm
	Front to Back:	450mm
BOWL DIMENSIONS	Left to Right:	685mm
	Front to Back:	410mm
BOWL DEPTH		200mm
CUT OUT DIMENSIONS (Inset only)	Use template to u/mount	
	Left to Right:	695mm
	Front to Back:	420mm
MINIMUM CABINET		800mm
WDU		Suitable
WASTE INCLUDED		Revolution







Deca 150 with  
Dante tap in Chrome



# ZETA UNDERMOUNT

Simple, classic with soft, rounded corners create a sleek, seamless look that is easy to keep clean.

Upgrade  
to your  
ideal tap!

See our taps range  
on pages 36 - 39

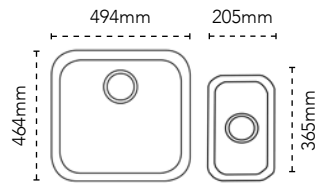
Sinks shown with Henley tap  
Henley tap Chrome - 115.0254.448

ACCESSORY **£44** - 112.0070.876



Wire  
Basket

	105U	50U
DIMENSIONS	Left to Right: 494mm Front to Back: 464mm	205mm 365mm
BOWL DIMENSIONS	Left to Right: 450mm Front to Back: 420mm	170mm 320mm
BOWL DEPTH	200mm	130mm
CUT OUT DIMENSIONS	Use template	Use template
MINIMUM CABINET	500mm	300mm
WDU	Yes	No
WASTE INCLUDED	Standard	Standard



## Zeta 105U/50U

105U Pack RRP **£581**  
105U Sink only RRP **£366**

50U Pack RRP **£462**  
50U Sink only RRP **£247**

P 105U - 122.0167.719  
50U - 122.0167.705

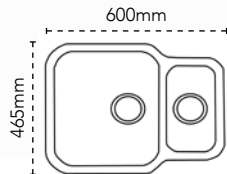


## Zeta 150U

Pack RRP **£646**  
Sink only RRP **£431**



P 122.0167.720



ACCESSORY **£44** - 112.0070.876



Wire  
Basket

DIMENSIONS	Left to Right: 600mm Front to Back: 465mm
1ST BOWL DIMENSIONS	Left to Right: 360mm Front to Back: 420mm
2ND BOWL DIMENSIONS	Left to Right: 170mm Front to Back: 320mm
BOWL DEPTH	200mm/130mm
CUT OUT DIMENSIONS	Use template
MINIMUM CABINET	600mm
WDU	Suitable (main bowl only)
WASTE INCLUDED	Standard

# IBIS UNDERMOUNT

The appeal of Ibis lies in its absolute simplicity. Clean lines and contemporary styling are echoed throughout the Ibis range.

Upgrade  
to your  
ideal tap!

See our taps range  
on pages 36 - 39

Sinks shown with Henley tap  
Henley tap Chrome - 115.0254.448

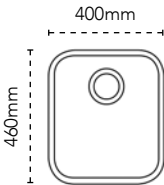
## Ibis 100U

Pack RRP **£492**  
Sink only RRP **£277**

P 122.0281.513



DIMENSIONS	Left to Right: 400mm Front to Back: 460mm
BOWL DIMENSIONS	Left to Right: 360mm Front to Back: 420mm
BOWL DEPTH	200mm
CUT OUT DIMENSIONS	Use template
MINIMUM CABINET	400mm
WDU	Suitable
WASTE INCLUDED	Revolution



## Ibis 150U

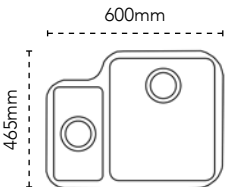
Pack RRP **£677**  
Sink only RRP **£462**



P LHSB - 122.0284.072  
RHSB - 122.0284.074



DIMENSIONS	Left to Right: 600mm Front to Back: 465mm
1ST BOWL DIMENSIONS	Left to Right: 360mm Front to Back: 420mm
2ND BOWL DIMENSIONS	Left to Right: 170mm Front to Back: 320mm
BOWL DEPTH	200mm /130mm
CUT OUT DIMENSIONS	Use template
MINIMUM CABINET	600mm
WDU	Suitable (main bowl only)
WASTE INCLUDED	Revolution







Ibis 150U  
with Reno tap  
in Matt Black

**Upgrade  
to your  
ideal tap!**

See our taps range  
on pages 36 - 39

## CARISMA INSET/ UNDERMOUNT

This range brings together a  
sound design that makes this  
range a practical choice.



### Carisma 400

Shown in Polished Stainless Steel

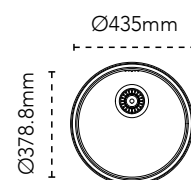
Pack RRP **£426**  
Sink only RRP **£211**

Sink shown with Henley tap  
Henley tap Chrome  
115.0254.448



P 101.0694.342

DIMENSIONS	Left to Right: 435mm Front to Back: 435mm
BOWL DIMENSIONS	Diameter: 378.8mm
BOWL DEPTH	170mm
CUT OUT DIMENSIONS	Diameter: 415mm
MINIMUM CABINET	450mm
WDU	Suitable
WASTE INCLUDED	Standard



## CERAMIC

Ceramic is a hard-working, non-porous surface  
that is easy to clean and extremely resistant  
to heat and chemicals. Our Ceramic sinks are  
traditionally manufactured from fine-fireclay that  
is fired at high temperatures and then individually  
finished by hand. This ensures their fine quality  
with a true depth of colour and an impeccable  
smooth surface.

Our Sienna sink can be installed in either  
traditional or contemporary kitchens.



### Sienna 100

Shown in White

Pack RRP **£599**  
Sink only RRP **£384**

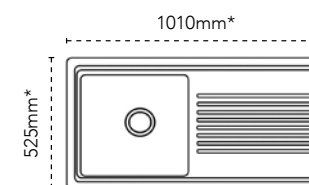


WH 124.0188.034

Please note: An extended flange is required  
if fitting a WDU to this Ceramic sink.

\*Ceramic sink dimensions may vary  
± 2% due to firing process.

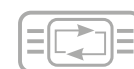
DIMENSIONS	Left to Right: 1010mm Front to Back: 525mm
BOWL DIMENSIONS	Left to Right: 455mm Front to Back: 410mm
BOWL DEPTH	210mm
CUT OUT DIMENSIONS	Template supplied: 970mm x 494mm CR-0mm
MINIMUM CABINET	600mm (40mm Worktop) 1000mm (30mm Work)
WDU	Suitable
WASTE INCLUDED	Standard



### Sienna 150

Shown in White

Pack RRP **£610**  
Sink only RRP **£395**

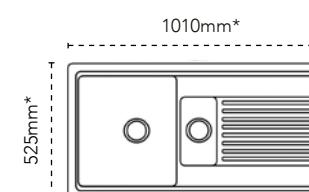


WH 124.0188.036

Please note: An extended flange is required  
if fitting a WDU to this Ceramic sink.

\*Ceramic sink dimensions may vary  
± 2% due to firing process.

DIMENSIONS	Left to Right: 1010mm Front to Back: 525mm
1ST BOWL DIMENSIONS	Left to Right: 330mm Front to Back: 410mm
2ND BOWL DIMENSIONS	Left to Right: 165mm Front to Back: 270mm
BOWL DEPTH	210mm/120mm
CUT OUT DIMENSIONS	Template supplied: 970mm x 494mm CR-0mm
MINIMUM CABINET	600mm (40mm Worktop) 1000mm (30mm Worktop)
WDU	Suitable (main bowl only)
WASTE INCLUDED	Standard



Sinks shown with Henley tap  
Henley tap Chrome - 115.0254.448

Sienna 150 with Windsor  
Tap in Chrome



# TAPS

Our tap range has been specially designed to give you all the options you need to complement your Carron Phoenix sink.

Whether you are looking for a contemporary, traditional or designer style, single or double lever operation, or a filter tap, we have a selection of high quality and attractive taps for you to choose from.

Depending on the style and age of your house, you may require a specific style of tap, a model that is appropriate to the water pressure available in your kitchen. Specifically, many older properties will require a tap which has been designed to work best with lower water pressure or gravity fed systems. So, if you know your property has low water pressure, choose a tap suitable for low pressure systems. If you have a high pressure system you can choose any tap. See the icon below next to tap of your choice for the recommended water pressure needed.

**5 YEAR  
GUARANTEE**

Each Carron Phoenix mixer tap is supported by a **Five year comprehensive Guarantee** against manufacturing defects.

**Household water pressures** (minimum tap flow rating)

LOW  
PRESSURE

0.2-0.5 bar

MED  
PRESSURE

0.5-1.2 bar

HIGH  
PRESSURE

1.2-1.5+ bar

## FILTER TAPS

### DANTE TRI-PURE

Dante Tri-Pure Filter offers excellent filtration performance thanks to its double filtration system of charcoal and ceramics specially impregnated with silver particles.

The filter removes unwanted chlorine, cryptosporidium and other harmful bacteria and particles, yet leaving you with the minerals that are good for you.

CH 120.0193.061  
RRP **£611**

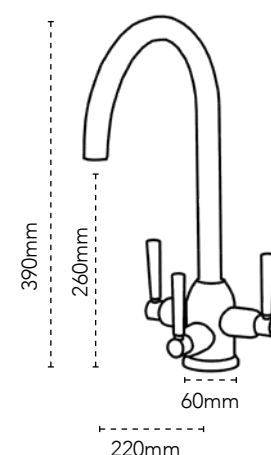


Perlator

MED  
PRESSURE

#### TAP DIMENSIONS

Tap Height: 390mm  
Base Width: 60mm  
Spout Height: 260mm  
Spout Reach: 220mm  
Finish: Chrome



Atoll 150 with Rosolina Tap in Chrome

## MIXER TAPS

A comprehensive selection of precision-made taps to complement your Carron Phoenix sink, available in a number of styles and finishes to suit your own personal taste.

CH

CHROME

DS

DECOR  
STEEL

MB

MATT BLACK

BR

BRASS

### Dante Pro

#### Pull-Out Nozzle

CH 115.0191.084  
RRP **£393**

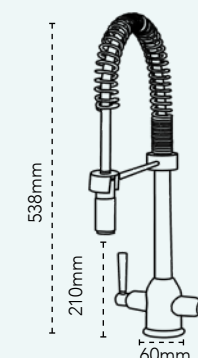
MED  
PRESSURE



Perlator

#### TAP DIMENSIONS

Tap Height: 538mm  
Base Width: 60mm  
Spout Height: 210mm  
Spout Reach: 188mm  
Finish: Chrome



### Dante

CH 115.0068.382  
RRP **£316**

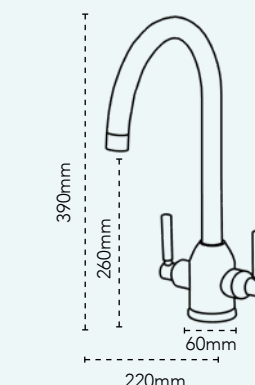
LOW  
PRESSURE



Perlator

#### TAP DIMENSIONS

Tap Height: 390mm  
Base Width: 60mm  
Spout Height: 260mm  
Spout Reach: 220mm  
Finish: Chrome  
Decor Steel



### Reno

CH 115.0029.805  
RRP **£304**

MB 115.0189.492  
RRP **£314**

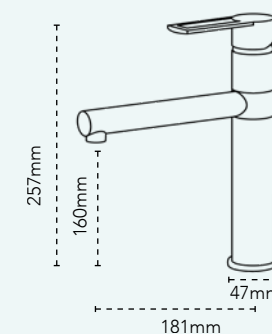
MED  
PRESSURE



Perlator

#### TAP DIMENSIONS

Tap Height: 257mm  
Base Width: 47mm  
Spout Height: 160mm  
Spout Reach: 181mm  
Finish: Chrome  
Stone Grey  
Onyx





## Windsor

CH 115.0281.850  
RRP **£279**

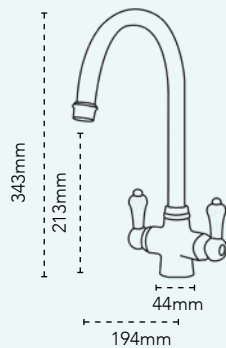
BR 115.0689.775  
RRP **£364**

LOW  
PRESSURE



### TAP DIMENSIONS

Tap Height: 343mm  
Base Width: 44mm  
Spout Height: 213mm  
Spout Reach: 194mm  
Finish: Chrome  
Brass



## Rosolina J Spout

CH 115.0605.452  
RRP **£342**

MB 115.0605.454  
RRP **£374**

BR 115.0689.772  
RRP **£445**

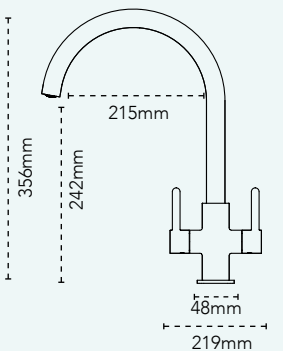
MED  
PRESSURE



Perlator

### TAP DIMENSIONS

Tap Height: 356mm  
Base Width: 48mm  
Spout Height: 242mm  
Spout Reach: 215mm  
Finish: Chrome



## Alba

CH 115.0068.379  
RRP **£248**

DS 115.0188.558  
RRP **£271**

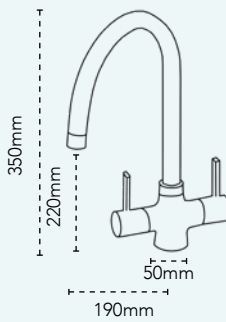
LOW  
PRESSURE



Perlator

### TAP DIMENSIONS

Tap Height: 350mm  
Base Width: 50mm  
Spout Height: 220mm  
Spout Reach: 190mm  
Finish: Chrome  
Decor Steel



## Savoy

CH 115.0254.455  
RRP **£180**

MB 115.0605.320  
RRP **£212**

BR 115.0689.774  
RRP **£348**

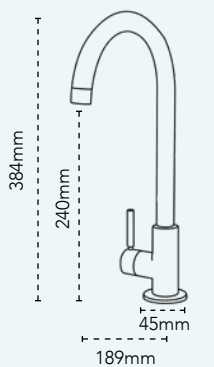
MED  
PRESSURE



Perlator

### TAP DIMENSIONS

Tap Height: 384mm  
Base Width: 45mm  
Spout Height: 240mm  
Spout Reach: 189mm  
Finish: Chrome  
Decor Steel  
Matt Black  
Brass



## Opus

CH 115.0019.224  
RRP **£216**

DS 115.0019.236  
RRP **£269**

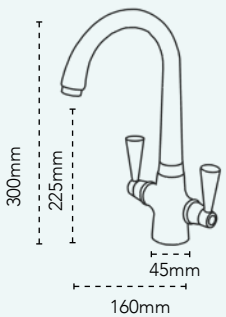
LOW  
PRESSURE



Perlator

### TAP DIMENSIONS

Tap Height: 300mm  
Base Width: 45mm  
Spout Height: 225mm  
Spout Reach: 160mm  
Finish: Chrome  
Decor Steel



## Aztec

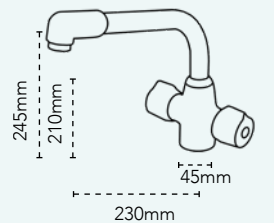
CH 115.0019.342  
RRP **£138**

LOW  
PRESSURE



### TAP DIMENSIONS

Tap Height: 245mm  
Base Width: 45mm  
Spout Height: 210mm  
Spout Reach: 230mm  
Finish: Chrome



## Henley

CH 115.0254.448  
RRP **£215**

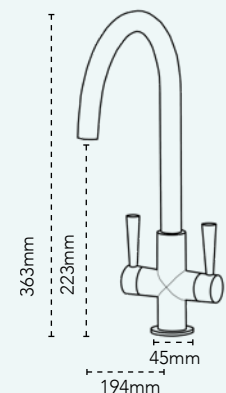
MED  
PRESSURE



Perlator

### TAP DIMENSIONS

Tap Height: 363mm  
Base Width: 45mm  
Spout Height: 223mm  
Spout Reach: 194mm  
Finish: Chrome



## Zeno

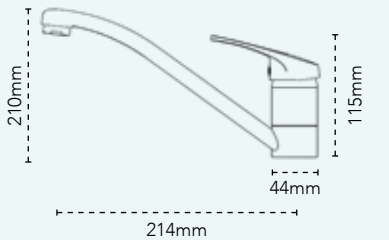
CH 115.0363.799  
RRP **£91**

MED  
PRESSURE



### TAP DIMENSIONS

Tap Height: 115mm  
Base Width: 44mm  
Spout Height: 210mm  
Spout Reach: 214mm  
Finish: Chrome





# WASTE MANAGEMENT

With the environment in mind, we have a range of waste management solutions that can help you dispose of your waste in a highly efficient and eco-friendly way.

A quick, easy and efficient way to prevent organic waste going into landfill!



## CARRONADE ELITE WASTE DISPOSAL UNITS

### Carronade Elite CE-50

134.0473.240  
RRP **£300**

An extended flange is available if required at extra cost when fitting to ceramic sinks  
112.0489.809  
RRP **£49**

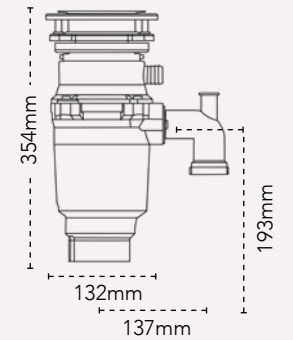


#### DIMENSIONS

Height: 354mm  
Width: 132mm

#### TECHNICAL SPECIFICATIONS

Horsepower: 1/2  
rpm: 2600  
Capacity: 600ml  
Operation: Continuous  
Power: Airswitch  
Sound insulation: Full  
Warranty: 3 Years



### Carronade Elite CE-75

134.0473.271  
RRP **£426**

An extended flange is available if required at extra cost when fitting to ceramic sinks  
112.0489.809  
RRP **£49**

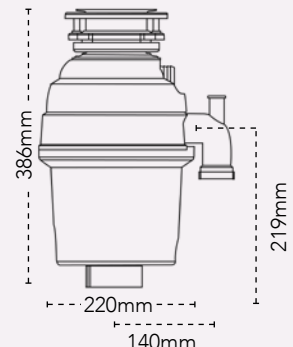


#### DIMENSIONS

Height: 386mm  
Width: 220mm

#### TECHNICAL SPECIFICATIONS

Horsepower: 3/4  
rpm: 2700  
Capacity: 800ml  
Operation: Continuous  
Power: Airswitch  
Sound insulation: Full  
Warranty: 10 Years



## Carronade Elite Waste Disposal Units

Waste disposal units are very easily installed with the current plumbing under your sink and are easy to operate.

Our premium specification products are sound insulated for a quiet operation, are septic safe and incredibly efficient. Carronade Elite waste disposal units are suitable for every day use. Food is fed into the disposer as it operates.

On/off control is operated by a separate air switch which is supplied.



## Waste Sorter Bins

Carron Phoenix waste sorter bins can be fitted easily into a kitchen cabinet and will help you to effectively segregate your waste prior to collection. With a range of configurations to choose from, each model features removable bin inserts and covers to contain odours.



## WASTE SORTER BINS

### Linea 130

134.0204.152  
RRP **£119**

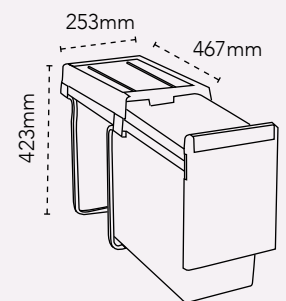


#### DIMENSIONS

Height: 423mm  
Width: 253mm  
Depth: 467mm

#### TECHNICAL SPECIFICATIONS

Number of bins: 1  
Capacity: 1 x 30 litres  
Min. cabinet: 300mm  
Operation: Manual  
Warranty: 2 years





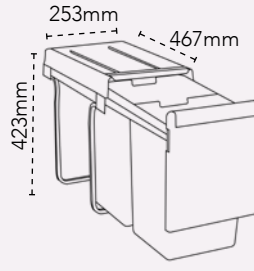
Linea 230

134.0204.599  
RRP **£119**



DIMENSIONS

Height: 423mm  
Width: 253mm  
Depth: 467mm



TECHNICAL SPECIFICATIONS

Number of bins: 2  
Capacity: 2 x 15 litres  
Min. cabinet: 300mm  
Operation: Manual  
Warranty: 2 years

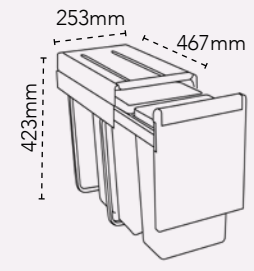
Linea 330

134.0204.153  
RRP **£119**



DIMENSIONS

Height: 423mm  
Width: 253mm  
Depth: 467mm



TECHNICAL SPECIFICATIONS

Number of bins: 3  
Capacity: 3 x 10 litres  
Min. cabinet: 300mm  
Operation: Manual  
Warranty: 2 years

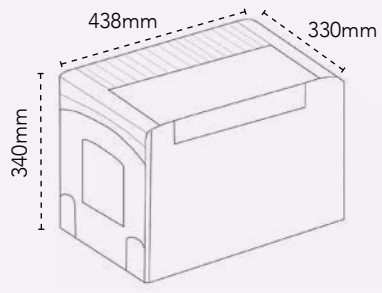
Linea 332

134.0074.068  
RRP **£150**



DIMENSIONS

Height: 340mm  
Width: 438mm  
Depth: 330mm



TECHNICAL SPECIFICATIONS

Number of bins: 3  
Capacity: 1 x 16 litres  
2 x 8 litres  
Min. cabinet: 500mm  
Operation: Manual  
Warranty: 2 years

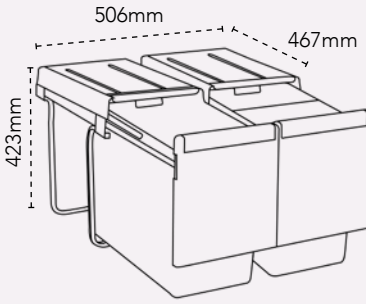
Linea 360

134.0079.062  
RRP **£238**



DIMENSIONS

Height: 423mm  
Width: 506mm  
Depth: 467mm



TECHNICAL SPECIFICATIONS

Number of bins: 3  
Capacity: 1 x 30 litres  
2 x 15 litres  
Min. cabinet: 300mm  
Operation: Manual  
Warranty: 2 years



**CARRON**  
PHOENIX





## Carron Phoenix

Franke UK Ltd  
West Park, MIOC,  
Styal Road,  
Manchester  
M22 5WB

Tel: 0161 436 6280  
Email: [ks-info.gb@carron.com](mailto:ks-info.gb@carron.com)  
[www.carron.com](http://www.carron.com)

994.0740.579  
CP/03/25/07



Front cover shows 'The Kelpies' in Falkirk, created by artist Andy Scott. They are a man-made wonder, a feat of engineering and the world's largest equine sculptures. Standing at 30 metres high and weighing 300 tonnes each, they are built of structural steel with a stainless steel cladding. Named after mythical Scottish water-horses, 'The Kelpies' are a home to Scotland's horse-powered industrial heritage.