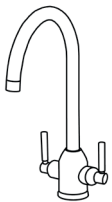
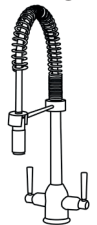
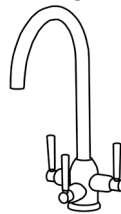




DANTE

The Dante family offers a choice of models; Dante Tri-Pure, Dante Pro and the original Dante. With each boasting a graceful swan neck and simple ergonomic design, all of the Dante models complement all styles of kitchen.

TAPS / DANTE

	DANTE	DANTE PRO			DANTE TRI PURE
					
Finish	Chrome	Chrome			Chrome
Operation	Lever	Lever			Lever
Tap Height (mm)	390	538			390
Base Width (mm)	59.5	60			60
Spout Height (mm)	267	210			260
Spout Reach (mm)	215	188			220
Tap Flow Rating	●●●●●	●●●●			●●●●
	0.2 - 0.5 bar low pressure	0.2 - 0.5 bar low pressure			0.2 - 0.5 bar low pressure
Weight kg (unpacked)	1.52	3.03			2.69
Weight kg (packed)	2	4			3
Packed Dimensions F-B (mm)	430	570			430
Packed Dimensions L-R (mm)	340	360			340
Packed Depth (mm)	70	80			80
Guarantee	5 years	5 years			5 years